

2013 MOTORCYCLE TIRES

FITMENT GUIDE

	ROAD
	OFF-ROAD
	SCOOTER



Explore our full line
of motorcycle tires at
MichelinMotorcycle.com





MICHELIN **Total Performance**

**MICHELIN IS PROUD TO PRESENT ITS 2013 PRODUCT LINE,
PACKED WITH NEW PRODUCTS AND ADDED TIRE SIZES:**

New tire: MICHELIN® Power SuperSport

New tire: MICHELIN® Pilot® Power 3

New tire: MICHELIN® Anakee® III

New tire: MICHELIN® Power Pure® SC radial

Each of these new products will enhance performance in order to improve mobility. Michelin is in a strong position to take up this challenge, having rolled out cutting-edge technologies that have proved their worth on the track.

**AT MICHELIN, WE CONSTANTLY EMPHASIZE SAFETY,
RIDING ENJOYMENT AND DURABILITY, ALL AT ONCE AND
WITHOUT COMPROMISES.**

That's what we mean by MICHELIN Total Performance, which has always been and always will be what sets apart every MICHELIN® tire from its competitors.

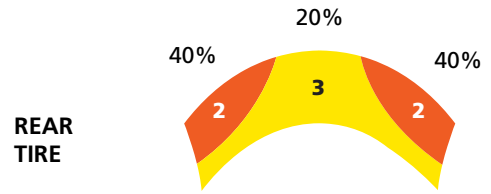
It's this commitment to performance that helped Michelin earn the "Best Brand" award from Germany's respected Motorrad magazine in 2012, for the third year running.

ROAD	HYPERSPORT	MICHELIN POWER SLICK P. 5			
	SPORT	MICHELIN PILOT POWER 3 P. 5	MICHELIN PILOT POWER S.T. P. 6	MICHELIN PILOT POWER P. 6	
	SPORT TOURING	MICHELIN PILOT ROAD 3 P. 7	MICHELIN PILOT ROAD 2 P. 7	MICHELIN PILOT ACTV P. 8	
	CRUISER	MICHELIN COMMANDER 23 P. 8	MICHELIN SCORCHERS 10 P. 9	MICHELIN SCORCHERS 80 P. 9	MICHELIN SCORCHERS 89 P. 9
	TRAIL	MICHELIN ANAKEE III P. 10			
	URBAN	MICHELIN M62 GAZELLE P. 10			
OFF-ROAD	MOTOCROSS & OFF-ROAD	MICHELIN STARCROSS SSS P. 12	MICHELIN STARCROSS SRS P. 12	MICHELIN STARCROSS SPS P. 13	MICHELIN STARCROSS SAMS P. 13
	DUAL SPORT	MICHELIN S12 XC P. 14	MICHELIN M12 XC P. 14		
	DESERT	MICHELIN CROSS AC10 P. 15	MICHELIN T63 P. 15		
	TRIAL	MICHELIN DESERT RACE P. 16			
	BIB MOUSSE	MICHELIN TRIAL COMPETITION P. 16	MICHELIN TRIAL COMPETITION X11 P. 16	MICHELIN TRIAL LIGHT P. 16	MICHELIN TRIAL X-LIGHT P. 16
	SPORTY	MICHELIN BIB MOUSSE P. 17			
SCOOTER	SPORTY	MICHELIN POWER SLICK SC RADIAL P. 18	MICHELIN POWER SLICK SC P. 19		
	URBAN	MICHELIN CITY GRIP P. 19	MICHELIN PILOT SPORT SC RADIAL P. 20	MICHELIN S1 P. 20	
	RETRO	MICHELIN S83 P. 21			
	<200 CC icon"/> <200 CC	MICHELIN BOPPER P. 21	MICHELIN REGGAE P. 21		
OTHER PRODUCTS	MICHELIN TUBES P. 17				



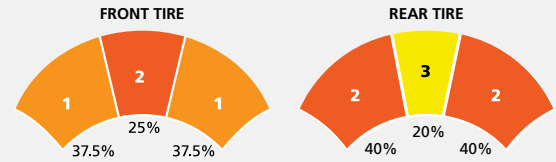
The new generation of dual-compound technology

Hard rubber compound underlies the soft rubber on the tire shoulders, improving rigidity at full lean, while providing stability when cornering, especially under hard acceleration.



MICHELIN 2CT dual-compound technology

Successfully accomplishes two competing objectives: wear resistance in the center of the tread, and grip on the shoulders.



MICHELIN XST X-Sipe Technology

Delivers exceptional grip on wet roads, thanks to its patented sipes and integrated reservoirs, which efficiently evacuate water from the contact patch.



PST: Progressive Sipe Technology

Full-depth sipes that break up the surface film of water, while gradually increasing the number of sipes in contact with the road as lean angle increases, even when the tread is worn.



ADT: Amplified Density Technology

A highly dense, more-rigid tire casing, which helps deliver excellent feedback and handling. Aramid tread plies on the rear tire resist centrifugal growth, reduce weight and provide excellent stability.



SRT: Silica Rain Technology

Silica-charged rubber compounds improve grip in cooler temperatures and on wet pavement, without compromising tread life.



SCT: Synthetic Component Technology

Synthetic MRSE (MICHELIN Racing Synthetic Elastomers) rubber compounds in conjunction with HTSC resins (High Tech Synthetic Compound) promote ultra-fast warm-up, for excellent cornering performance from the start of your ride.



MCP: Maximized Contact Patch

Additional tread plies enhance the tire's rigidity, helping to improve grip on loose surfaces and lateral stability in corners, thanks to a larger contact patch.

Michelin: Bringing Innovation From Competition To Production



In competition



In production

1974

First slick tire in Grand Prix racing

1984

First radial tire in Grand Prix racing

1992

First racing tire to incorporate silica rubber compounds

2002

New synthetic components in MICHELIN® MotoGP tires

1994

First two-compound tire in Grand Prix racing

1980

First semi-slick MICHELIN® tires: TF11 / TG2

1987

First mass-produced MICHELIN® radial tires: A59X / M59X

1999

First MICHELIN® street tire to use 100% silica: MICHELIN® Pilot® Sport

2004

First MICHELIN® street tire to use racing-derived rubber chemistry: MICHELIN® Pilot® Power

2005

First two-compound MICHELIN® racing tire homologated for road use: **MICHELIN® Power Race**

2006

First two-compound MICHELIN® performance tire for streetbikes: **MICHELIN® Pilot® Power 2CT**

2007

First two-compound MICHELIN® sport touring tire: **MICHELIN® Pilot® Road 2**

2012

First two-compound MICHELIN® scooter tire: **MICHELIN® Power Pure® SC Radial**

2013

First MICHELIN® tires with 2CT+: **MICHELIN® Pilot® Power 3** and **MICHELIN® Power SuperSport**

ROAD

P. 5  **HYPERSPORT & SPORT**

P. 7  **SPORT TOURING**












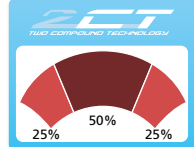
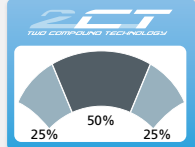
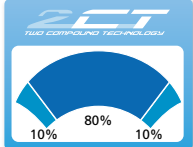
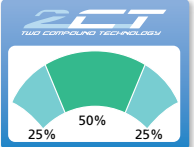
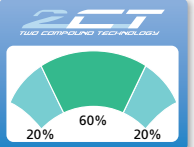
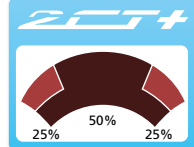
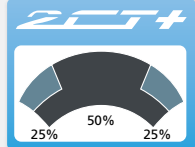
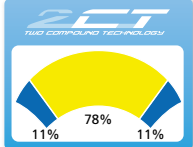
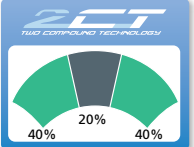
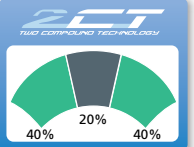
P. 8  **CRUISER**

P. 10  **TRAIL**

P. 10  **URBAN**



SPORT RADIAL SEGMENTATION

	MICHELIN POWER 	MICHELIN Pilot POWER 	MICHELIN Pilot POWER 	MICHELIN Pilot POWER	MICHELIN Pilot ROAD 	MICHELIN Pilot ROAD 
RANGE						
SEGMENT	HYPERSPORT	SPORT	SPORT	SPORT	SPORT TOURING	SPORT TOURING
GROOVED TREAD AREA	7.5%	10%	12%	12%	15%	15%
FRONT TREAD COMPOSITION				SINGLE COMPOUND		
REAR TREAD COMPOSITION				SINGLE COMPOUND		
KEY BENEFITS	<ul style="list-style-type: none"> Benchmark for longevity vs. competing tires 2CT+ Technology 	<ul style="list-style-type: none"> Exceptional grip, cornering stability and durability 2CT+ Technology 	<ul style="list-style-type: none"> Established performer Dry-road grip for lean angle 	<ul style="list-style-type: none"> Long tread life Good performance Great value 	<ul style="list-style-type: none"> X-Sipe Technology raises the bar for all-weather grip 	<ul style="list-style-type: none"> Outstanding wet grip and mileage
USAGE	50% TRACK 50% ROAD	15% TRACK 85% ROAD	10% TRACK 90% ROAD	5% TRACK 95% ROAD	100% ROAD	100% ROAD



MICHELIN POWER *Supersport*



NEW

2CT+

2CT
TWO COMPOUND TECHNOLOGY

Read more about
these technologies
P. 02

All-new dual-compound track day tire

All-new compounds on front and rear enhance dry grip

- ▶ Newest generation of Michelin rubber compounds
- ▶ 7.5% grooved tread ratio

2CT+ Technology on the rear for added stability and handling at full lean

- ▶ 2CT+ extends harder compound underneath the softer shoulder compound, for added cornering stability – especially when accelerating out of turns

Benchmark for longevity vs. competing tires

- ▶ Rubber compounds developed in World Endurance Championship racing, where durability and grip are equally important

Adaptable pressure for maximizing track conditions

- ▶ 30 psi front and 27 psi rear for track use



Longevity

+

Fun to ride

+

Grip

FRONT	Size	Load Index	Speed Index	TL / TT
	120/70 ZR 17	58	(W)	TL

REAR	Size	Load Index	Speed Index	TL / TT
	180/55 ZR 17	73	(W)	TL
	190/50 ZR 17	73	(W)	TL
	190/55 ZR 17	75	(W)	TL

MICHELIN Pilot POWER 3



NEW

2CT+

2CT
TWO COMPOUND TECHNOLOGY

Read more about
these technologies
P. 02

All-new dual-compound sportbike street tire

Enhanced riding performance

- ▶ 2CT+ on rear tire enhances tread rigidity and cornering stability: Extends harder compound underneath the softer shoulder compound for added cornering stability – especially when accelerating out of turns
- ▶ Casing profile optimized for excellent feedback and handling

Confidence in both wet and dry conditions

- ▶ All-new compounds for maximum wet grip: more than 4.5 seconds per lap faster on a wet track than MICHELIN® Pilot® Power 2CT tires¹
- ▶ Semi slick tread design maximizes contact patch for excellent dry grip: more than 4 seconds faster on a dry track than MICHELIN® Pilot® Power 2CT tires¹

Excellent longevity

- ▶ 20% more tread life vs. MICHELIN® Pilot® Power 2CT tires¹

¹Source: internal tests conducted in 2012 at Ladoux Technological Center



Handling

+

Grip

+

Longevity

FRONT	Size	Load Index	Speed Index	TL / TT
	120/60 ZR 17	55	(W)	TL
	120/70 ZR 17	58	(W)	TL

REAR	Size	Load Index	Speed Index	TL / TT
	160/60 ZR 17	69	(W)	TL
	180/55 ZR 17	73	(W)	TL
	190/50 ZR 17	73	(W)	TL
	190/55 ZR 17	75	(W)	TL

**MICHELIN***Pilot* **POWER 2CT****2CT**
TWO COMPOUND TECHNOLOGYRead more about
these technologies
P. 02

The affordable dual-compound sport tire

Established performer

- ▶ Renowned sport radial tire for demanding sportbike riders

Power through the curves

- ▶ 2CT means enhanced lean angle and grip when you need it most, wet or dry

Excellent handling and feedback

- ▶ Aggressive profile delivers remarkably agile response for quick transitions into full lean



FRONT	Size	Load Index	Speed Index	TL / TT
	120/60 ZR 17	55	(W)	TL
	120/70 ZR 17	58	(W)	TL

REAR	Size	Load Index	Speed Index	TL / TT
	160/60 ZR 17	69	(W)	TL
	180/55 ZR 17	73	(W)	TL
	190/50 ZR 17	73	(W)	TL
	190/55 ZR 17	75	(W)	TL

MICHELIN*Pilot* **POWER**

The budget choice for your sportbike

Impressive durability for a high-performance tire

- ▶ Maintains performance even when significantly worn

Uncompromising performance and mileage

- ▶ Mono-compound rubber formulations derived from MotoGP

Exceptional cornering grip in a wide range of conditions

- ▶ Soft, durable compound means great dry grip
- ▶ Silica-enriched tread provides great wet grip



FRONT	Size	Load Index	Speed Index	TL / TT
	110/70 ZR 17	54	(W)	TL
	120/60 ZR 17	55	(W)	TL
	120/65 ZR 17	56	(W)	TL
	120/70 ZR 17	58	(W)	TL

REAR	Size	Load Index	Speed Index	TL / TT
	150/60 ZR 17	66	(W)	TL
	160/60 ZR 17	69	(W)	TL
	170/60 ZR 17	72	(W)	TL
	180/55 ZR 17	73	(W)	TL
	190/50 ZR 17	73	(W)	TL
	190/55 ZR 17	75	(W)	TL



MICHELIN

PILOT Road³



Read more about these technologies P. 02

X-Sipe Technology for remarkable all-weather grip and longevity

The new benchmark in sport touring tires

- ▶ Surpasses the performance of the renowned MICHELIN® Pilot® Road 2 tire
- ▶ Unrivalled grip in the wet, thanks to revolutionary X-Sipe Technology

Exceptional durability

- ▶ Unbeatable tread life from Michelin's latest-generation 2CT dual-compound technology

Performance that lasts

- ▶ Even wear and life-long performance thanks to full-depth XST sipes

Pilot Road 3 Trail: For adventure bikes ridden primarily on the road

- ▶ All-season grip and outstanding mileage for adventure bikes like the BMW GS, Triumph Tiger 800 and Suzuki V-Strom
- ▶ Same XST tread design, but with distribution of the 2CT dual compounds optimized for adventure touring

Special rear tire for loaded sport touring

- ▶ 180/55 ZR 17 and 190/55 ZR 17 rear sizes also available in a 'B' version, specifically designed for loaded sport touring or riding two-up; recommended fitment for bikes like the BMW K1600 and Triumph Trophy SE



FRONT	Size	Load Index	Speed Index	TL / TT
	110/70 ZR 17	54	(W)	TL
	120/60 ZR 17	55	(W)	TL
	120/70 ZR 17	58	(W)	TL
	110/80 ZR 18	58	(W)	TL
	120/70 ZR 18	59	(W)	TL
	110/80 R 19 Trail	59	V	TL

REAR	Size	Load Index	Speed Index	TL / TT
	150/70 R 17 Trail	69	V	TL
	150/70 ZR 17	69	(W)	TL
	160/60 ZR 17	69	(W)	TL
	170/60 ZR 17	72	(W)	TL
	180/55 ZR 17	73	(W)	TL
	180/55 ZR 17 'B'	73	(W)	TL
	190/50 ZR 17	73	(W)	TL
	190/55 ZR 17	75	(W)	TL
	190/55 ZR 17 'B'	75	(W)	TL NEW
	160/60 ZR 18	70	(W)	TL

MICHELIN

PILOT ROAD 2



Read more about these technologies P. 02

The two-compound sport touring tire

Long life, grip and excellent handling

- ▶ A softer rubber compound on the tire shoulders for superb grip while cornering
- ▶ A harder rubber compound in the center of the tire to maximize tire life

Confidence for everyday riding, even in challenging conditions

- ▶ Exceptional performance in the rain
- ▶ 180/55 ZR 17 rear also available in a 'B' version, specifically designed for loaded sport touring or riding two-up



FRONT	Size	Load Index	Speed Index	TL / TT
	110/70 ZR 17	54	(W)	TL
	120/60 ZR 17	55	(W)	TL
	120/70 ZR 17	58	(W)	TL
	110/80 ZR 18	58	(W)	TL
	120/70 ZR 18	59	(W)	TL

REAR	Size	Load Index	Speed Index	TL / TT
	150/70 ZR 17	69	(W)	TL
	160/60 ZR 17	69	(W)	TL
	170/60 ZR 17	72	(W)	TL
	180/55 ZR 17	73	(W)	TL
	180/55 ZR 17 'B'	73	(W)	TL
	190/50 ZR 17	73	(W)	TL
	190/55 ZR 17	75	(W)	TL
	160/60 ZR 18	70	(W)	TL



MICHELIN

COMMANDER II

ADT
AMPLIFIED DENSITY TECHNOLOGY

Read more about
these technologies
P. 02

Nearly twice the mileage of competing cruiser tires

New sizes for 2013

- ▶ Front: 90/90-21, 120/70B21, 130/70B18 and 120/70R19
- ▶ Rear: 150/70B18 and 240/40R18

A new standard in cruiser tire longevity

- ▶ Commissioned third-party tests¹ show that the MICHELIN® Commander® II rear tire lasts almost twice as long as its nearest rivals

Innovative technology

- ▶ Amplified Density Technology: A highly dense, more-rigid tire casing, which helps deliver excellent feedback and handling
- ▶ Aramid tread plies on the rear tire resist centrifugal growth, reduce weight and provide excellent stability
- ▶ All-new rubber compounds for remarkable wet grip, without compromising durability
- ▶ Square bead-wire package improves casing rigidity, handling and ease of installation

¹Source: Commissioned third-party tests conducted in 2011 on public roads comparing MICHELIN® Commander® II, Metzeler ME880 and Dunlop D407/D408 tires in sizes 130/80B17 and 180/65B16. Individual results may vary depending on motorcycle type and operating conditions.

FRONT	Size	Load Index	Speed Index	TL / TT	Tube
	130/90B16	73	H	TL/TT	16MI2
	120/90B17	64	S	TL/TT	17MH
	130/80B17	65	H	TL/TT	17MH
NEW	130/70B18	63	H	TL/TT	18MG
	100/90B19	57	H	TL/TT	19MF
	80/90-21	54	H	TL/TT	21MD
NEW	90/90-21	54	H	TL/TT	21MD
NEW	120/70B21	62	H	TL/TT	n/a
	140/75R17	67	V	TL	
NEW	120/70R19	60	W	TL	
REAR	Size	Load Index	Speed Index	TL / TT	Tube
	140/90B15	76	H	TL/TT	15MJ
	150/90B15	74	H	TL/TT	15MJ
	170/80B15	77	H	TL/TT	15MJ
	130/90B16	73	H	TL/TT	16MI2
	140/90B16	77	H	TL/TT	16MI2
	150/80B16	77	H	TL/TT	16MI2
	180/65B16	81	H	TL/TT	n/a
	160/70B17	73	V	TL/TT	17MI
NEW	150/70B18	76	H	TL/TT	n/a
	200/55R17	78	V	TL	
NEW	240/40R18	79	V	TL	



MICHELIN

Pilot ACTIV



Premium-quality bias-ply replacement tire

Excellent value in a bias-ply replacement tire

- ▶ Outstanding combination of performance and durability at a very attractive price
- ▶ 20% longer tread life than previous generation of MICHELIN® bias-ply touring tires¹

Grip, longevity and stability

- ▶ Wide tread blocks on the rear tire mean more road-rubber contact
- ▶ Longitudinal and lateral tread grooves for effective water evacuation

Comprehensive range of sizes

- ▶ 22 sizes available to fit a wide range of touring, sport touring and standard bikes

¹Source: internal tests conducted at Ladoux Technological Center

FRONT	Size	Load Index	Speed Index	TL / TT	Tube
	120/80-16	60	V	TL/TT	16MG
	110/80-17	57	H	TL/TT	17MG
	110/80-17	57	V	TL/TT	17MG
	120/70-17	58	V	TL/TT	17MG
	90/90-18	51	H	TL/TT	18ME
	100/90-18	56	H	TL/TT	18ME
	100/90-18	56	V	TL/TT	18ME
	110/80-18	58	V	TL/TT	18MF
	110/90-18	61	V	TL/TT	18MF
	100/90-19	57	H	TL/TT	19MF
	100/90-19	57	V	TL/TT	19MF
	3.25-19	54	H	TL/TT	19MF
REAR	Size	Load Index	Speed Index	TL / TT	Tube
	130/80-17	65	H	TL/TT	17MH
	130/90-17	68	V	TL/TT	17MI
	140/80-17	69	V	TL/TT	17MI
	150/70-17	69	H	TL/TT	17MI
	150/70-17	69	V	TL/TT	17MI
	120/90-18	65	H	TL/TT	18MG
	120/90-18	65	V	TL/TT	18MG
	130/70-18	63	H	TL/TT	18MG
	130/80-18	66	V	TL/TT	18MG
	4.00-18	64	H	TL/TT	18MG


MICHELIN
Scorcher 11

The MICHELIN® radial built exclusively for select Harley-Davidson® models

- ▶ Original equipment on these Harley-Davidson® motorcycles, with approved fitments for additional model years: Sportster® SuperLow™, V-Rod Muscle® and V-Rod® Night Rod® Special
- ▶ Outstanding Grip: Semi-slick tread pattern maximizes the contact patch for excellent adhesion on dry roads. Optimized tread groove design efficiently evacuates water for dependable wet grip
- ▶ Excellent Tread Life: Derived from Michelin's championship-winning race tires, newly developed rubber compounds combine durability and high performance
- ▶ Precise Handling: The latest generation of Michelin radial technology allows for easy maneuverability and impressive agility
- ▶ MICHELIN® Scorcher® "11" tires are available exclusively at Harley-Davidson® dealers

FRONT	Size	Load Index	Speed Index	TL/TT	REAR	Size	Load Index	Speed Index	TL/TT
	120/70 R 18	59	(W)	TL		150/60 R 17	66	(W)	TL
120/70 R 19	60	W	TL	180/55 R 17	73	(W)	TL		
				240/40 R 18	79	V	TL		

MICHELIN
Scorcher 31

Designed from the ground up for select Harley-Davidson® Dyna® and Sportster® models

- ▶ MICHELIN® Scorcher® "31" tires are supplied as original equipment on these Harley-Davidson® motorcycles, with approved fitments for additional model years: Super Glide® Custom, Street Bob®, Wide Glide®, XL 1200 Custom, Nightster®, 1200 Low, Forty-Eight® and Iron 883
- ▶ Cruise With Confidence: Innovative rubber compounds, incorporating know-how derived from Michelin's decades of road-racing experience, provide remarkable grip on both wet and dry roads
- ▶ Exceptional Comfort and Handling: The supple casing design and profile of MICHELIN® Scorcher® "31" tires promote rock-solid handling on winding roads
- ▶ Long Mileage: Michelin carbon black-enriched rubber compounds promote excellent durability without compromising performance
- ▶ MICHELIN® Scorcher® "31" tires are available exclusively at Harley-Davidson® dealers

FRONT	Size	Load Index	Speed Index	TL/TT	Tube	REAR	Size	Load Index	Speed Index	TL/TT	Tube
	130/90B16	73	H	TL/TT	16MI2		150/80B16	77	H	TL/TT	16MI2
100/90-19	56	H	TL/TT	19MF	160/70B17	73	V	TL/TT	17MI		
80/90-21	54	H	TL/TT	21MD	180/60B17	75	V	TL/TT	17MI		

MICHELIN
Scorcher 32

NEW
For the first time, Harley-Davidson® Fat Bob® riders can enjoy the benefits of MICHELIN® tires

- ▶ New MICHELIN® Scorcher® "32" tires have been designed and engineered specifically for the iconic Harley-Davidson® Fat Bob® motorcycle. They're approved replacement tires for all Harley-Davidson® Fat Bob® model years
- ▶ Impressive Durability: Innovative "reverse" tread design combined with Michelin's proven rubber compound technology help deliver superb tread life and even wear patterns
- ▶ Agile Handling and Smooth Ride: Working in concert with Harley-Davidson, Michelin has developed Scorcher® "32" tires to maximize the ride and handling of your Fat Bob® motorcycle
- ▶ Dependable Grip: Excellent traction on wet or dry roads, thanks to generously grooved tread patterns and advanced Michelin rubber chemistry
- ▶ MICHELIN® Scorcher® "32" tires are available exclusively at Harley-Davidson® dealers

FRONT	Size	Load Index	Speed Index	TL/TT	Tube	REAR	Size	Load Index	Speed Index	TL/TT	Tube
	130/90B16	73	H	TL/TT	16MI2		180/70B16	77	H	TL/TT	n/a

**MICHELIN
ANAKEE III****NEW****All-new adventure touring tire****Performance that lasts mile after mile**

- ▶ New silica tread compound yields even more mileage compared to MICHELIN® Anakee® 2 tires
- ▶ Innovative tread pattern inhibits irregular wear patterns, while evacuating water, dirt and mud
- ▶ Chosen as original equipment on the 2013 BMW R 1200 GS: 120/70R19 front and 170/60R17 rear

Enhanced ride qualities

- ▶ Tire architecture engineered for easy maneuverability and precise handling
- ▶ Excellent stability and rider feedback, thanks to a new high-rigidity casing

Excellent wet traction

- ▶ Innovative silica tread compounds offer the best balance between grip and durability
- ▶ Distinctive tread pattern pulls water away from the contact patch

**Longevity**

+

Fun to ride

+

Security

FRONT	Size	Load Index	Speed Index	TL/TT	Tube
	100/90-19	57	H	TL/TT	19MF
110/80R19	59	H	TL/TT	19MF	
120/70R19	60	V	TL/TT	19MF	
110/80R19	59	V	TL/TT	19MF	
90/90-21	54	S	TL/TT	21MD	
90/90-21	54	H	TL/TT	21MD	
90/90-21	54	V	TL/TT	21MD	

REAR	Size	Load Index	Speed Index	TL/TT	Tube
	120/90-17	64	S	TT	17MH
130/80R17	65	S	TL/TT	17MH	
130/80R17	65	H	TL/TT	17MH	
140/80R17	69	H	TL/TT	17MI	
150/70R17	69	H	TL/TT	17MI	
150/70R17	69	V	TL/TT	17MI	
170/60R17	72	V	TL/TT	n/a	

**MICHELIN
M62 GAZELLE****Urban / Utility****Great durability and long tread life**

- ▶ Reinforced casing for high-stress loads
- ▶ Deep tread pattern for long wear

Resistant to tread cuts, punctures, and casing damage

- ▶ Tread plies overlap to strengthen tires and resist punctures

Comfortable ride

- ▶ Flexible sidewall provides excellent shock absorption

FRONT/REAR	Size	Load Index	Speed Index	TL/TT
	2.25-17	38	P	TT
2.50-17	43	P	TT	
2.75-17	47	P	TT	
2.75-18	48	P	TT	

REAR	Size	Load Index	Speed Index	TL/TT
	3.00-17	50	P	TT
3.00-18	52	P	TT	

OFF-ROAD

P. 12  **MOTOCROSS / OFF-ROAD**

P. 15  **DUAL SPORT**









P. 16  **DESERT**

P. 16  **TRIALS**

P. 17  **BIB MOUSSE**



OFF-ROAD APPLICATIONS

		MOTOCROSS				OFF-ROAD			TRIALS	DUAL SPORT		
		SAND	SOFT	INTERMEDIATE	HARD	SOFT	INTERMEDIATE	HARD		DESERT	10% ROAD	50% ROAD
 MOTOCROSS OFF-ROAD			■			■						
				■			■					
					■							
		■										
 DUAL SPORT	S12 XC		■			■						
	M12 XC			■			■					
 DESERT	CROSS AC10			■			■				■	
	T63											■
 TRIALS	Desert RACE									■		
	Trial Competition Trial Competition X11					■		■				
	Trial Light Trial X Light Comp					■		■				



MICHELIN

STARCROSS MS3



Soft/intermediate terrain

The best traction of all MICHELIN® motocross tires on loose dirt

- ▶ Scoop-like knob design, with widely spaced knobs for mud evacuation
- ▶ Reversible, with equal traction in both directions
- ▶ Reinforced knobs resist wear on harder tracks
- ▶ New 18-inch rear sizes for 2013

FRONT	Size	TL / TT	Bib Mousse	Heavy-Duty Tube	Standard Tube
	80/100-21	TT	M15	21UHD	21MDR

REAR	Size	TL / TT	Bib Mousse	Heavy-Duty Tube	Standard Tube
NEW	110/100-18	TT	M14	18UHD Med	18MFR
NEW	120/90-18	TT	M14	18UHD Lg	18MGR
	100/90-19	TT	M22	19 UHD	19MER
	110/90-19	TT	M199	19 UHD	19MFR

MICHELIN

STARCROSS MH3



Intermediate/hard terrain

Designed for traction in dry and hard-packed conditions

- ▶ Wide central knobs for forward drive and dependable starts
- ▶ Sculpted side knobs for aggressive cornering
- ▶ Reversible, with massive central knobs that resist chunking
- ▶ New 18-inch rear sizes for 2013

FRONT	Size	TL / TT	Bib Mousse	Heavy-Duty Tube	Standard Tube
	80/100-21	TT	M15	21UHD	21MDR

REAR	Size	TL / TT	Bib Mousse	Heavy-Duty Tube	Standard Tube
NEW	110/100-18	TT	M14	18UHD Med	18MFR
NEW	120/90-18	TT	M14	18UHD Lg	18MGR
	100/90-19	TT	M22	19 UHD	19MER
	110/90-19	TT	M199	19 UHD	19MFR



MICHELIN
starcross HP4



Hard-packed/blue groove conditions

Innovative knob patterns for cornering grip on hardpack

- ▶ Closely-spaced knobs help maximize contact patch
- ▶ Wave-like knob pattern on the rear enhances grip in dusty, hard-packed conditions

Large front contact patch for confidence and control

- ▶ Wide 90/100-21 front tire enhances predictability in blue-groove conditions

FRONT	Size	TL / TT	Bib Mousse	Heavy-Duty Tube	Standard Tube
	90/100-21	TT	M16	21UHD	21MDR

REAR	Size	TL / TT	Bib Mousse	Heavy-Duty Tube	Standard Tube
	110/90-19	TT	M199	19 UHD	19MFR

MICHELIN
starcross SAND 4



Rear tire for soft sand

Remarkable forward drive on sand tracks

- ▶ Scoop-like knob orientation for exceptional traction in deep sand
- ▶ Ample spacing helps prevent sand from packing in between knobs
- ▶ Recommended for use with MICHELIN® S12 XC™ or Starcross® MS3 front tires

REAR	Size	TL / TT	Bib Mousse	Heavy-Duty Tube	Standard Tube
	100/90-19	TT	M22	19UHD	19MER
	110/90-19	TT	M199	19UHD	19MFR



**MICHELIN
S12 XC**



Soft/intermediate terrain

Most versatile tire in the MICHELIN® off-road range

- ▶ Excels in a wide variety of conditions from soft mud to loose dirt
- ▶ Rigid sidewalls for superb rider feedback
- ▶ Exceptional traction on soft terrain, with tall, narrow knobs for penetration

FRONT	Size	TL / TT	Bib Mousse	Heavy-Duty Tube	Standard Tube
	90/90-21	TT	M15	21UHD	21MDR

REAR	Size	TL / TT	Bib Mousse	Heavy-Duty Tube	Standard Tube
	120/90-18	TT	M18	18UHD Med	18MFR
	130/80-18	TT	M14	18UHD Med	18MFR
	140/80-18	TT	M14	18UHD Lg	18MGR
	120/80-19	TT	M22	19UHD	19MER
	130/70-19	TT	M199	19UHD	19MFR

**MICHELIN
M12 XC**



Intermediate/hard terrain

Developed for mixed/dry conditions

- ▶ Massive knobs resist tearing on hardpack
- ▶ Designed for traction in loose dirt, for dependable traction and steering
- ▶ New 140/80-18 rear size for 2013

FRONT	Size	TL / TT	Bib Mousse	Heavy-Duty Tube	Standard Tube
	90/90-21	TT	M15	21UHD	21MDR

REAR	Size	TL / TT	Bib Mousse	Heavy-Duty Tube	Standard Tube
	120/90-18	TT	M18	18UHD Med	18MFR
	130/80-18	TT	M14	18UHD Med	18MFR
	NEW 140/80-18	TT	M14	18UHD Lg	18MGR
	120/80-19	TT	M22	19UHD	19MER
	130/70-19	TT	M199	19UHD	19MFR



MICHELIN CROSS AC10



90% off-road, 10% road use

- ▶ Excellent traction on varied terrain; especially good on hard-packed trails
- ▶ DOT-legal, with a rubber mixture formulated for long tread life
- ▶ Resists tearing and chunking even under hard use

FRONT	Size	Load Index	Speed Index	TL / TT	Heavy-Duty Tube	Standard Tube
	80/100-21	51	R	TT	21UHD	21MDR

REAR	Size	Load Index	Speed Index	TL / TT	Heavy-Duty Tube	Standard Tube
	100/100-18	59	R	TT	18UHD Med	18MFR
	110/100-18	64	R	TT	18UHD Med	18MFR
	120/90-18	65	R	TT	18UHD Lg	18MGR
	100/90-19	57	R	TT	19UHD	19MER
	110/90-19	62	R	TT	19UHD	19MFR

MICHELIN T63



50% off-road, 50% road use

- ▶ True multi-purpose tire: reinforced knobs resist tearing and chunking on asphalt, with excellent traction and stability for off-road use; DOT-legal
- ▶ Knob pattern derived from Dakar-winning MICHELIN® Desert™ tires

FRONT	Size	Load Index	Speed Index	TL / TT	Tube
	80/90-21	48	S	TT	21MD
	90/90-21	54	S	TT	21MD

REAR	Size	Load Index	Speed Index	TL / TT	Tube
	130/80-17	65	S	TT	17MH
	110/80-18	58	S	TT	18MF
	120/80-18	62	S	TT	18MF
	130/80-18	66	S	TT	18MG



MICHELIN
Desert RACE



Desert racing

- ▶ Winner of the Dakar Rally an unparalleled 30 times since 1982!
- ▶ Improved handling and high-speed stability
- ▶ Paired with a MICHELIN® Bib Mousse®, it's the perfect solution for Rally Raid use
- ▶ Chosen by Team KTM, winner of the 2013 Dakar Rally, for its exceptional performance and excellent durability, even in high temperatures
- ▶ DOT-legal, so you don't have to trailer your bike to the trails

FRONT	Size	Load Index	Speed Index	TL / TT	Heavy-Duty Tube	Standard Tube
NEW	90/90-21	54	R	TT	21UHD	21MDR

REAR	Size	Load Index	Speed Index	TL / TT	Heavy-Duty Tube	Standard Tube
	140/80-18	70	R	TT	18UHD Lg	18MGR



MICHELIN
Trial Light
Trial X Light Competition



Trials

- ▶ More than a pound lighter than its predecessor, for better suspension response and maneuverability
- ▶ Rigid sidewalls reduce tire movement on the rim, even at very low pressure
- ▶ New rear tire for 2013: redesigned Trial X Light Competition casing is more flexible, for a larger contact patch and improved traction
- ▶ Maximized Contact Patch casing enhances grip on loose dirt and in corners
- ▶ Recommended pressures for trials use: 6 psi front, 5 psi rear
- ▶ Not legal for highway use



Read more about these technologies
P. 02

FRONT	Size	TL / TT	Tube	REAR	Size	TL / TT	Tube
	80/100-21	TT	21 TRIAL	NEW	120/100R18	TL	

MICHELIN
Trial Competition
Trial Competition X11



Trials

- ▶ Soft rubber mix for exceptional traction
- ▶ Supple casing for shock absorption
- ▶ X11 radial rear tire provides remarkable grip in difficult conditions
- ▶ Recommended pressures for trials use: 6 psi front, 5 psi rear
- ▶ Not legal for highway use

FRONT	Size	TL / TT	Tube	REAR	Size	TL / TT	Tube
	2.75-21	TT	21 TRIAL		4.00R18	TL	

MICHELIN Bib Mousse



Anti-flat insert for competition use

- ▶ Multi-cellular foam insert replaces conventional off-road tubes (not for on-road use)
- ▶ Suitable for outdoor motocross or off-road racing at speeds up to 80 mph
- ▶ Wide range of sizes to fit most MICHELIN® off-road motorcycle tires; refer to individual tire descriptions on pages 14–18 for specific fitment recommendations
- ▶ Simulates air pressure of approximately 13 psi; service life up to six months after installation
- ▶ Fitting gel included with each MICHELIN® Bib Mousse® insert



OTHER PRODUCTS

MICHELIN Inner Tubes



For road, off-road and scooter applications

Michelin quality and reliability

- ▶ Manufactured to the same exacting standards of quality and performance as MICHELIN® tires
- ▶ Each size is designed for specific applications, so that tube and tire are properly matched
- ▶ Heavy-duty tubes available for off-road applications

TUBES	Tube Designation	Valve	Usage	Compatible tire sizes																
	8B3	1202	Scooter	3.50-8																
	10B4	1202	Scooter	3.00-10	3.50-10	90/90-10														
	10MBR	TR4	Off-Road	2.50-10	2.75-10															
	12B1	741	Scooter	120/70-12	130/70-12															
	12MCR	TR4	Off-Road	2.50-12	80/100-12															
	14MBR	TR4	Off-Road	60/100-14	90/100-14															
	14 Rstop Reinf.	ST30F	Off-Road (2.5mm thick)	90/100-14																
	16MF	TR4	Road	3.25-16	3.50-16	100/80-16	100/90-16	90/90-16												
	16MI	2171	Road	120/90-16	130/90-16	140/90-16	150/80-16	MT90-16												
	16 Rstop Reinf.	ST30F	Off-Road (2.5mm thick)	90/100-16																
	16MI2	TR4	Road	MT90-16	MU90-16	MU85-16	120/90-16	130/90-16	140/90-16	150/80-16	160/80-16									
	16MI	2171	Road	MT90-16	MU90-16	MU85-16	120/90-16	130/90-16	140/90-16	150/80-16	160/80-16									
	17MHR	TR4	Off-Road	140/80-17																
	17 Rstop Reinf.	ST30F	Off-Road (2.5mm thick)	70/100-17																
	17MI	TR4	Road	150/70-17	160/70-17	140/80-17	130/90-17													
	17MH	TR4	Road	130/70-17	140/70-17	130/80-17	120/90-17													
	17MG	TR4	Road	120/60-17	110/70-17	120/70-17	110/80-17	110/90-17	4.00-17	4.60-17	120/80-17									
	18UHD Large	TR4	Off-Road (4mm thick)	140/80-18																
	18MFR	TR4	Off-Road	100/100-18	110/100-18	120/90-18	130/80-18	120/90-18												
	18 Special Trials	TR4	Off-Road	4.00-18																
	18UHD Medium	TR4	Off-Road (4mm thick)	100/100-18	110/100-18	120/90-18	130/80-18													
	18MF	TR4	Road	3.25-18	3.50-18	110/80-18	120/80-18	100/90-18	110/90-18											
	18MG	TR4	Road	130/70-18	110/80-18	120/80-18	130/80-18	140/80-18	100/90-18	110/90-18	120/90-18	3.25-18	3.50-18							
	19MF	TR4	Road	3.25-19	110/80-19	100/90-19	110/90-19	120/60-19	90/100-19											
	19MER	TR4	Off-Road	120/80-19	100/90-19															
	19MFR	TR4	Off-Road	130/70-19	110/90-19															
	19UHD	TR4	Off-Road (4mm thick)	100/90-19	110/90-19	120/80-19	130/70-19													
	19 Rstop Reinf.	ST30F	Off-Road (2.5mm thick)	70/100-19																
	21MDR	TR4	Off-Road	80/90-21	80/100-21	90/90-21	90/100-21	2.50-21	2.75-21	3.00-21										
	21UHD	TR4	Off-Road (4mm thick)	90/90-21	80/100-21															
	21 Special Trials	TR4	Off-Road	2.75-21																
	21MD	TR4	Road	2.50-21	2.75-21	3.00-21	MH90-21	80/90-21	90/90-21	80/100-21	90/100-21									

SCOOTER

P. 18  **SPORTY**

P. 19  **URBAN**

P. 21  **RETRO**

P. 21  **<200 CC**



MICHELIN POWER PURE SC RADIAL



2CT
TWO COMPOUND TECHNOLOGY

NEW

Read more about these technologies
P. 02

Radial motorcycle tire technology for maxi-scooters

- ▶ Excellent grip thanks to 2CT technology: hard rubber in the center of the tread, to withstand sudden accelerations and braking, with a softer compound on the edges for cornering grip
- ▶ Tire architecture directly inspired by our sport motorcycle tires, providing exceptional stability both on the highway and on winding roads
- ▶ Excellent handling and smooth cornering thanks to the tires' high-performance casing profile



Grip

+

Longevity

FRONT	Size	Load Index	Speed Index	TL / TT
	120/70 R 15	56	H	TL

REAR	Size	Load Index	Speed Index	TL / TT
	160/60 R 15	67	H	TL



MICHELIN

POWER PURE SC



Read more about these technologies P. 02

The world's first dual-compound scooter tire

New sizes for 2013

- ▶ New bias-ply sizes: 110/70-12 47L, 130/60-13 53P and 130/60-13 60P

Longer tread life

- ▶ Center tread compound formulated for durability
- ▶ Smooth area in the center of the contact patch resists wear

More grip

- ▶ Shoulder tread compound formulated for adhesion in wet or dry conditions
- ▶ Tread design inspired by racing rain tires

More fun to ride

- ▶ Optimized tread design maintains consistent profile over the life of the tire

FRONT	Size	Load Index	Speed Index	TL / TT	
	110/70-12	47	L	TL	NEW
	110/90-12 Reinf	64	P	TL	
	120/70-12	51	P	TL	
	110/90-13	56	P	TL	
	120/70-13	53	P	TL	
	120/70-14	55	P	TL	
	120/80-14	58	S	TL	
	120/70-15	56	S	TL	

FRONT / REAR	Size	Load Index	Speed Index	TL / TT	
	130/60-13	53	P	TL	NEW
	130/60-13 Reinf	60	P	TL	NEW

REAR	Size	Load Index	Speed Index	TL / TT	
	130/70-12	56	P	TL	
	130/70-12 Reinf	62	P	TL	
	140/70-12	60	P	TL	
	130/70-13 Reinf	63	P	TL	
	140/60-13	57	L	TL	
	140/60-13	57	P	TL	
	150/70-13	64	S	TL	
	150/70-14	66	S	TL	
	130/80-15	63	P	TL	



MICHELIN

CITY GP



Read more about these technologies P. 02

Precise control. Every day.

Precise control in all weather conditions

- ▶ Progressive Sipe Technology: tread design gradually increases the number of sipes in contact with the road as you lean into corners, for excellent traction on wet pavement
- ▶ For medium- to large-displacement scooters

Excellent mileage

- ▶ Progressive tread pattern extends mileage performance

Reliable and reassuring handling and comfort

- ▶ Newly formulated rubber compounds, combined with proven construction

10 new sizes for 2013

- ▶ Size range now covers the overwhelming majority of contemporary scooters



FRONT	Size	Load Index	Speed Index	TL / TT	
	110/70-11	45	L	TL	NEW
	110/90-12	64	P	TL	
	120/70-12	51	P	TL	
	120/70-12	51	S	TL	
	110/70-13	48	P	TL	NEW
	110/90-13	56	P	TL	
	90/90-14	46	P	TL	
	120/70-14	55	P	TL	
	120/70-14	55	S	TL	
	120/70-15	56	P	TL	
	120/70-15	56	S	TL	
	90/80-16 Reinf	51	S	TL	NEW
	100/80-16	50	P	TL	
	110/70-16	52	P	TL	
	110/70-16	52	S	TL	
	110/80-16	55	S	TL	
	120/70-16	57	P	TL	

REAR	Size	Load Index	Speed Index	TL / TT	
	120/70-10 Reinf	54	L	TL	
	130/70-12 Reinf	62	P	TL	
	130/70-12	56	P	TL	
	130/70-13 Reinf	63	P	TL	
	140/60-13 Reinf	63	P	TL	
	150/70-13	64	S	TL	NEW
	100/90-14 Reinf	57	P	TL	NEW
	110/80-14 Reinf	59	S	TL	NEW
	140/60-14 Reinf	64	P	TL	
	140/60-14 Reinf	64	S	TL	
	140/70-14 Reinf	68	P	TL	NEW
	140/70-14 Reinf	68	S	TL	NEW
	150/70-14	66	P	TL	
	150/70-14	66	S	TL	
	140/70-15 Reinf	69	P	TL	NEW
	120/80-16	60	P	TL	NEW
	130/70-16	61	P	TL	
	140/70-16	65	P	TL	
	140/70-16	66	S	TL	



MICHELIN Pilot Sport SC

RADIAL



Radial technology for touring scooters

- ▶ Ideal for large-displacement scooters
- ▶ Radial construction minimizes carcass deformation at high speeds, providing uniform wear, a comfortable ride and exceptional grip
- ▶ Performance-oriented casing profile and tread design

FRONT	Size	Load Index	Speed Index	TL / TT
	120/70 R 14	55	H	TL
	120/70 R 16	57	H	TL

REAR	Size	Load Index	Speed Index	TL / TT
	160/60 R 14	65	H	TL



MICHELIN S1



50-200cc urban scooters

Great handling and grip for 50-200cc urban scooters

- ▶ Directional tread, with central tread groove for water evacuation and control
- ▶ Large tread blocks for long wear life

FRONT/REAR	Size	Load Index	Speed Index	TL / TT
	3.00-10	42	J	TL/TT
	3.50-10	51	J	TL/TT
	90/90-10	50	J	TL/TT
	100/80-10	53	J	TL/TT
	100/90-10	56	J	TL/TT
	110/80-10	58	J	TL/TT
	130/70-10 Reinf	62	J	TL/TT



MICHELIN S83



50-200cc retro scooters

Perfect for classic scooters

- ▶ Retro style meets modern construction, in traditional sizes (8 and 10 inches)

Excellent grip on slippery urban streets

- ▶ Thanks to Michelin rubber compound and generously siped tread pattern

FRONT / REAR	Size	Load Index	Speed Index	TL / TT
	3.50-8	46	J	TT
	3.00-10	42	J	TL/TT
	3.50-10	51	J	TL/TT
	3.50-10 Reinf	59	J	TL/TT
	100/90-10	56	J	TL/TT

MICHELIN Bopper



50-150cc sport scooters

Inspires riding confidence

- ▶ Excellent feedback and control

Hold the road

- ▶ Exceptional adhesion in corners thanks to semi-slick tread pattern

FRONT / REAR	Size	Load Index	Speed Index	TL / TT
	120/90-10	57	L	TL/TT
	130/90-10	61	L	TL/TT
	120/70-12	51	L	TL/TT
	130/70-12	56	L	TL/TT

MICHELIN Reggae



All-terrain scooters

A true all-season tire for on- and off-road

- ▶ Aggressive tread blocks provide off-road traction
- ▶ Features an all-weather tread compound


For scooters on the move

- ▶ Unique knobby-style tread pattern provides excellent grip
- ▶ Highly capable on loose surfaces

FRONT / REAR	Size	Load Index	Speed Index	TL / TT
	120/90-10	57	J	TL
	130/90-10	61	J	TL

FITMENT GUIDE

- P. 22** **ROAD**
- P. 42** **SCOOTER**
- P. 46** **OFF-ROAD**
- P. 47** **SIDEWALL MARKINGS**
- P. 48** **GENERAL INFORMATION**



Michelin recommends its motorcycle and scooter tires for the models shown on pages 22 through 46. While every attempt has been made to make this list comprehensive, some makes and models have been omitted. In most cases this is because Michelin does not offer any appropriate tires for a particular motorcycle, or the manufacturer did not offer the motorcycle for sale in North America. If MICHELIN® tires are available in replacement sizes for a motorcycle that is not listed in this guide, consult a Michelin Motorcycle Tire Dealer to confirm compatibility with your specific application.

By using this fitment guide, you acknowledge and accept that Michelin North America, Inc. is not responsible for any error or omission, nor for any damage or injury resulting from the choice of a recommended tire. You also acknowledge that it is your responsibility to ensure that the recommended tires are compatible with the technical characteristics of the motorcycle on which they are mounted, including the motorcycle manufacturer's recommendations. Moreover, you fully release Michelin North America, Inc. from any liability whatsoever in relation to, or as a consequence of, possible damages resulting from the fitting of tires not rec-

ommended in this guide.

Michelin recommends the tire pressure specified by the motorcycle manufacturer, except where otherwise stated.

IMPORTANT: When tires with speed ratings lower than those supplied to the customer as original equipment are fitted, the speed capability of the vehicle is limited to the maximum speed rating of the replacement tires.

Aprilia

Model Name	Year	OE Front	OE Rear	Michelin Front	Michelin Rear	Tube F/R
RS 125	1993–2012	110/70 ZR 17 TL	150/60 ZR 17 TL	110/70 ZR 17 (54W) Pilot Power	150/60 ZR 17 (66W) Pilot Power	
RS 250	1995–1996	110/70 ZR 17 TL	150/60 ZR 17 TL	110/70 ZR 17 (54W) Pilot Power	150/60 ZR 17 (66W) Pilot Power	
RS 250 Replica	1997–2002	120/60 ZR 17 TL	150/60 ZR 17 TL	120/60 ZR 17 (55W) Pilot Power	150/60 ZR 17 (66W) Pilot Power	
SXV 450	2006–2008	120/70 ZR 17 (58W) TL	180/55 ZR 17 (73W) TL	120/70 ZR 17 (58W) Pilot Power	180/55 ZR 17 (73W) Pilot Power	17MF / 17MI3
				120/70 ZR 17 (58W) Pilot Power 2CT	180/55 ZR 17 (73W) Pilot Power 2CT	17MF / 17MI3
				120/70 ZR 17 (58W) Pilot Power 3	180/55 ZR 17 (73W) Pilot Power 3	17MF / 17MI3
				120/70 ZR 17 (58W) Power SuperSport	180/55 ZR 17 (73W) Power SuperSport	17MF / 17MI3
Pegaso 650	1994–2008	100/90 H 19	130/80 H 17	100/90-19 57H Anakee III	130/80 R 17 65H Anakee III	19MF / 17MI
Dorsoduro 750	2008–2013	120/70 ZR 17 TL	180/55 ZR 17 TL	120/70 ZR 17 (58W) Pilot Power	180/55 ZR 17 (73W) Pilot Power	
				120/70 ZR 17 (58W) Pilot Power 2CT	180/55 ZR 17 (73W) Pilot Power 2CT	
				120/70 ZR 17 (58W) Pilot Power 3	180/55 ZR 17 (73W) Pilot Power 3	
				120/70 ZR 17 (58W) Power SuperSport	180/55 ZR 17 (73W) Power SuperSport	
Dorsoduro 1200	2011–2013	120/70 ZR 17 TL	180/55 ZR 17 TL	120/70 ZR 17 (58W) Pilot Power	180/55 ZR 17 (73W) Pilot Power	
				120/70 ZR 17 (58W) Pilot Power 2CT	180/55 ZR 17 (73W) Pilot Power 2CT	
				120/70 ZR 17 (58W) Pilot Power 3	180/55 ZR 17 (73W) Pilot Power 3	
				120/70 ZR 17 (58W) Power SuperSport	180/55 ZR 17 (73W) Power SuperSport	
SL Shiver 750	2007–2013	120/70 ZR 17 TL	180/55 ZR 17 TL	120/70 ZR 17 (58W) Pilot Road 2	180/55 ZR 17 (73W) Pilot Road 2	
				120/70 ZR 17 (58W) Pilot Road 3	180/55 ZR 17 (73W) Pilot Road 3	
				120/70 ZR 17 (58W) Pilot Power	180/55 ZR 17 (73W) Pilot Power	
				120/70 ZR 17 (58W) Pilot Power 2CT	180/55 ZR 17 (73W) Pilot Power 2CT	
				120/70 ZR 17 (58W) Pilot Power 3	180/55 ZR 17 (73W) Pilot Power 3	
				120/70 ZR 17 (58W) Power SuperSport	180/55 ZR 17 (73W) Power SuperSport	
				120/70 ZR 17 (58W) Pilot Road 2	180/55 ZR 17 (73W) Pilot Road 2	
120/70 ZR 17 (58W) Pilot Road 3	180/55 ZR 17 (73W) Pilot Road 3					
Mana 850 GT / ABS	2007–2013	120/70 ZR 17 TL	180/55 ZR 17 TL	120/70 ZR 17 (58W) Pilot Road 2	180/55 ZR 17 (73W) Pilot Road 2	
				120/70 ZR 17 (58W) Pilot Road 3	180/55 ZR 17 (73W) Pilot Road 3	
				120/70 ZR 17 (58W) Pilot Power	180/55 ZR 17 (73W) Pilot Power	
				120/70 ZR 17 (58W) Pilot Power 2CT	180/55 ZR 17 (73W) Pilot Power 2CT	
ETV 1000 Caponord	2001–2008	110/80 R 19 59 V TL/TT	150/70 R 17 69V TL/TT	110/80 R 19 59V Anakee III	150/70 R 17 69V Anakee III	
				110/80 R 19 59V Pilot Road 3 Trail	150/70 R 17 69V Pilot Road 3 Trail	
RST Futura	2001–2004	120/70 ZR 17 TL	180/55 ZR 17 TL	120/70 ZR 17 (58W) Pilot Road 2	180/55 ZR 17 (73W) Pilot Road 2	
				120/70 ZR 17 (58W) Pilot Road 3	180/55 ZR 17 (73W) Pilot Road 3	
				120/70 ZR 17 (58W) Pilot Power	180/55 ZR 17 (73W) Pilot Power	
				120/70 ZR 17 (58W) Pilot Power 2CT	180/55 ZR 17 (73W) Pilot Power 2CT	
RSV 1000 (all types)	1999–2012	120/70 ZR 17 TL	180/55 ZR 17 TL	120/70 ZR 17 (58W) Pilot Power	180/55 ZR 17 (73W) Pilot Power	
				120/70 ZR 17 (58W) Pilot Power 2CT	180/55 ZR 17 (73W) Pilot Power 2CT	
				120/70 ZR 17 (58W) Pilot Power 3	180/55 ZR 17 (73W) Pilot Power 3	
				120/70 ZR 17 (58W) Power SuperSport	180/55 ZR 17 (73W) Power SuperSport	
				120/70 ZR 17 (58W) Pilot Power	190/50 ZR 17 (73W) Pilot Power	
				120/70 ZR 17 (58W) Pilot Power 2CT	190/50 ZR 17 (73W) Pilot Power 2CT	
				120/70 ZR 17 (58W) Pilot Power 3	190/50 ZR 17 (73W) Pilot Power 3	
				120/70 ZR 17 (58W) Power SuperSport	190/50 ZR 17 (73W) Power SuperSport	
				120/70 ZR 17 TL	190/50 ZR 17 TL	
				120/70 ZR 17 TL	190/55 ZR 17 TL	
				120/70 ZR 17 (58W) Pilot Power	190/55 ZR 17 (75W) Pilot Power	
				120/70 ZR 17 (58W) Pilot Power 2CT	190/55 ZR 17 (75W) Pilot Power 2CT	
				120/70 ZR 17 (58W) Pilot Power 3	190/55 ZR 17 (75W) Pilot Power 3	
				120/70 ZR 17 (58W) Power SuperSport	190/55 ZR 17 (75W) Power SuperSport	



Model Name	Year	OE Front	OE Rear	Michelin Front	Michelin Rear	Tube F/R		
DB 4	2000-2001	120/65 ZR 17 TL	180/55 ZR 17 TL	120/65 ZR 17 (56W) Pilot Power	180/55 ZR 17 (73W) Pilot Power			
				120/70 ZR 17 (58W) Pilot Power	180/55 ZR 17 (73W) Pilot Power			
						120/70 ZR 17 (58W) Pilot Power 2CT	180/55 ZR 17 (73W) Pilot Power 2CT	
						120/70 ZR 17 (58W) Pilot Power 3	180/55 ZR 17 (73W) Pilot Power 3	
						120/70 ZR 17 (58W) Power SuperSport	180/55 ZR 17 (73W) Power SuperSport	
						120/65 ZR 17 TL	190/50 ZR 17 TL	120/65 ZR 17 (56W) Pilot Power
						120/70 ZR 17 (58W) Pilot Power	190/50 ZR 17 (73W) Pilot Power	
						120/70 ZR 17 TL	190/50 ZR 17 TL	120/70 ZR 17 (58W) Pilot Power 2CT
						120/70 ZR 17 (58W) Power SuperSport	190/50 ZR 17 (73W) Power SuperSport	
						120/70 ZR 17 (58W) Pilot Power 3	190/50 ZR 17 (73W) Pilot Power 3	
		DB 6 Delirio	2007-2010	120/70 ZR 17 TL	180/55 ZR 17 TL	120/70 ZR 17 (58W) Pilot Power	180/55 ZR 17 (73W) Pilot Power	
						120/70 ZR 17 (58W) Pilot Power 2CT	180/55 ZR 17 (73W) Pilot Power 2CT	
DB2 / SR	1993-1996	120/70 ZR 17 TL	180/55 ZR 17 TL	120/70 ZR 17 (58W) Pilot Power 3	180/55 ZR 17 (73W) Pilot Power 3			
				120/70 ZR 17 (58W) Power SuperSport	180/55 ZR 17 (73W) Power SuperSport			
DB5 mile / DB5 S	2005-2011	120/70 ZR 17 TL	180/55 ZR 17 TL	120/70 ZR 17 (58W) Pilot Power	180/55 ZR 17 (73W) Pilot Power			
				120/70 ZR 17 (58W) Pilot Power 2CT	180/55 ZR 17 (73W) Pilot Power 2CT			
				120/70 ZR 17 (58W) Pilot Power 3	180/55 ZR 17 (73W) Pilot Power 3			
				120/70 ZR 17 (58W) Power SuperSport	180/55 ZR 17 (73W) Power SuperSport			
DB6R Delirio	2008-2011	120/70 ZR 17 TL	180/55 ZR 17 TL	120/70 ZR 17 (58W) Pilot Power	180/55 ZR 17 (73W) Pilot Power			
				120/70 ZR 17 (58W) Pilot Power 2CT	180/55 ZR 17 (73W) Pilot Power 2CT			
DB7	2008-2012	120/70 ZR 17 TL	190/55 ZR 17 TL	120/70 ZR 17 (58W) Pilot Power 3	180/55 ZR 17 (73W) Pilot Power 3			
				120/70 ZR 17 (58W) Power SuperSport	180/55 ZR 17 (73W) Power SuperSport			
SB 6 R	1997-2000	120/70 ZR 17 TL	190/50 ZR 17 TL	120/70 ZR 17 (58W) Pilot Power	190/55 ZR 17 (75W) Pilot Power			
				120/70 ZR 17 (58W) Pilot Power 2CT	190/55 ZR 17 (75W) Pilot Power 2CT			
				120/70 ZR 17 (58W) Pilot Power 3	190/55 ZR 17 (75W) Pilot Power 3			
				120/70 ZR 17 (58W) Power SuperSport	190/55 ZR 17 (75W) Power SuperSport			
SB 8 K all models	1998-2007	120/70 ZR 17 TL	180/55 ZR 17 TL	120/70 ZR 17 (58W) Pilot Power	190/50 ZR 17 (73W) Pilot Power			
				120/70 ZR 17 (58W) Pilot Power 2CT	190/50 ZR 17 (73W) Pilot Power 2CT			
				120/70 ZR 17 (58W) Pilot Power 3	190/50 ZR 17 (73W) Pilot Power 3			
				120/70 ZR 17 (58W) Power SuperSport	190/50 ZR 17 (73W) Power SuperSport			
SB 8 R	1997-2004	120/70 ZR 17 TL	180/55 ZR 17 TL	120/70 ZR 17 (58W) Pilot Power	180/55 ZR 17 (73W) Pilot Power			
				120/70 ZR 17 (58W) Pilot Power 2CT	180/55 ZR 17 (73W) Pilot Power 2CT			
				120/70 ZR 17 (58W) Pilot Power 3	180/55 ZR 17 (73W) Pilot Power 3			
				120/70 ZR 17 (58W) Power SuperSport	180/55 ZR 17 (73W) Power SuperSport			
Supermono / Biposto	1995-1998	120/60 ZR 17 TL	160/60 ZR 17 TL	120/60 ZR 17 (55W) Pilot Power	160/60 ZR 17 (69W) Pilot Power			
				120/60 ZR 17 (55W) Pilot Power 2CT	160/60 ZR 17 (69W) Pilot Power 2CT			
Tesi 2D	2005-2007	120/70 ZR 17 TL	180/55 ZR 17 TL	120/60 ZR 17 (55W) Pilot Power 3	160/60 ZR 17 (69W) Pilot Power 3			
				120/70 ZR 17 (58W) Pilot Power	180/55 ZR 17 (73W) Pilot Power			
				120/70 ZR 17 (58W) Pilot Power 2CT	180/55 ZR 17 (73W) Pilot Power 2CT			
				120/70 ZR 17 (58W) Pilot Power 3	180/55 ZR 17 (73W) Pilot Power 3			
Tesi 3D	2008-2011	120/70 ZR 17 TL	180/55 ZR 17 TL	120/70 ZR 17 (58W) Power SuperSport	180/55 ZR 17 (73W) Power SuperSport			
				120/70 ZR 17 (58W) Pilot Power	180/55 ZR 17 (73W) Pilot Power			
				120/70 ZR 17 (58W) Pilot Power 2CT	180/55 ZR 17 (73W) Pilot Power 2CT			
				120/70 ZR 17 (58W) Pilot Power 3	180/55 ZR 17 (73W) Pilot Power 3			
YB 11	1997-2001	120/70 ZR 17 TL	180/55 ZR 17 TL	120/70 ZR 17 (58W) Power SuperSport	180/55 ZR 17 (73W) Power SuperSport			
				120/70 ZR 17 (58W) Pilot Power	180/55 ZR 17 (73W) Pilot Power			
				120/70 ZR 17 (58W) Pilot Power 2CT	180/55 ZR 17 (73W) Pilot Power 2CT			
				120/70 ZR 17 (58W) Pilot Power 3	180/55 ZR 17 (73W) Pilot Power 3			
YB 6 E.1/Tuatara	1989-1990	120/70 ZR 17 TL	180/55 ZR 17 TL	120/70 ZR 17 (58W) Power SuperSport	180/55 ZR 17 (73W) Power SuperSport			
				120/70 ZR 17 (58W) Pilot Power	180/55 ZR 17 (73W) Pilot Power			
				120/70 ZR 17 (58W) Pilot Power 2CT	180/55 ZR 17 (73W) Pilot Power 2CT			
				120/70 ZR 17 (58W) Pilot Power 3	180/55 ZR 17 (73W) Pilot Power 3			
YB 8 / Furano	1990-1994	120/70 ZR 17 TL	180/55 ZR 17 TL	120/70 ZR 17 (58W) Power SuperSport	180/55 ZR 17 (73W) Power SuperSport			
				120/70 ZR 17 (58W) Pilot Power	180/55 ZR 17 (73W) Pilot Power			
				120/70 ZR 17 (58W) Pilot Power 2CT	180/55 ZR 17 (73W) Pilot Power 2CT			
				120/70 ZR 17 (58W) Pilot Power 3	180/55 ZR 17 (73W) Pilot Power 3			
YB 9	1990-1996	120/60 ZR 17 TL	160/60 ZR 17 TL	120/70 ZR 17 (58W) Power SuperSport	180/55 ZR 17 (73W) Power SuperSport			
				120/60 ZR 17 (55W) Pilot Power	160/60 ZR 17 (69W) Pilot Power			
				120/60 ZR 17 (55W) Pilot Power 2CT	160/60 ZR 17 (69W) Pilot Power 2CT			
				120/60 ZR 17 (55W) Pilot Power 3	160/60 ZR 17 (69W) Pilot Power 3			
YB 9 SRI	1996-1998	120/70 ZR 17 TL	180/55 ZR 17 TL	120/70 ZR 17 (58W) Pilot Power	180/55 ZR 17 (73W) Pilot Power			
				120/70 ZR 17 (58W) Pilot Power 2CT	180/55 ZR 17 (73W) Pilot Power 2CT			
				120/70 ZR 17 (58W) Pilot Power 3	180/55 ZR 17 (73W) Pilot Power 3			
				120/70 ZR 17 (58W) Power SuperSport	180/55 ZR 17 (73W) Power SuperSport			
R 60/5, R 60/6, R 60/7	1975-1978	3.25 S 19	4.00 S 18	3.25-19 54H Pilot Activ	4.00-18 64H Pilot Activ	19MF / 18MG		
F 650 CS	2002-2005	110/70 ZR 17 TL	160/60 ZR 17 TL	110/70 ZR 17 (54W) Pilot Road 2	160/60 ZR 17 (69W) Pilot Road 2			
F 650 GS	1994-2007	100/90-19 57H TL/TT	130/80 R 17 65H TL/TT	110/70 ZR 17 (54W) Pilot Road 3	160/60 ZR 17 (69W) Pilot Road 3			
				110/70 ZR 17 (54W) Pilot Power	160/60 ZR 17 (69W) Pilot Power			
F 650 GS Dakar	2009-2013	110/80 R 19 59 V TL/TT	140/80 R 17	110/90-19 57H Anakee III	130/80 R 17 65H Anakee III	19MF / 17 MI		
F 650 GS Sertão	2000-2005	90/90-21 54T TT	130/80-17 65T TT	90/90-21 54V Anakee III	130/80 R 17 65H Anakee III	21MD / 17 MI		
F 650 GS Strada"	2013	90/90-21 54S	130/80-17 65S	90/90-21 54S Anakee III	130/80 R 17 65S Anakee III			
G 650 Xcountry / GS	1997-2002	100/90 H 18 TL	130/80 H 17 TL	100/90-18 56H Pilot Activ	130/80-17 65H Pilot Activ			
G 650 GS	2007-2010	100/90-19 57S TT	130/80-17 65S TT	100/90-19 57H Anakee III	130/80 R 17 65S Anakee III	19MF / 17 MI		
G 650 Xmoto	2011-2013	110/80 R19 59V	140/80 R17 69V	110/80 R 19 59V Anakee III	140/80 R 17 69H Anakee III			
G 650 Xmoto	2007-2009	120/70 R 17 58 H TL	160/60 R 17 69H TL	120/70 ZR 17 (58W) Pilot Road 2	160/60 ZR 17 (69W) Pilot Road 2			
				120/70 ZR 17 (58W) Pilot Road 3	160/60 ZR 17 (69W) Pilot Road 3			
				120/70 ZR 17 (58W) Pilot Power	160/60 ZR 17 (69W) Pilot Power			
				120/70 ZR 17 (58W) Pilot Power 2CT	160/60 ZR 17 (69W) Pilot Power 2CT			
				120/70 ZR 17 (58W) Pilot Power 3	160/60 ZR 17 (69W) Pilot Power 3			



Model Name	Year	OE Front	OE Rear	Michelin Front	Michelin Rear	Tube F/R
R 65	1978-1989	90/90 H 18 TL	120/90 H 18 TL	90/90-18 51H Pilot Activ	120/90-18 65H Pilot Activ	18MF / 18MG
R 65 LS	1983-1986	3.25 S 18	4.00 S 18	90/90-18 51H Pilot Activ	4.00-18 64H Pilot Activ	18MF / 18MG
F700 GS	2013	110/80-19 59H	140/80 R17 69H	110/80 R 19 59V Anakee III	140/80 R 17 69H Anakee III	
K 75 RT	1991-1997	100/90 V 18 TL	130/90 V 17 TL	100/90-18 56V Pilot Activ	130/90-17 68V Pilot Activ	
K 75 S	1987-1991	100/90 V 18 TL	130/90 V 17 TL	100/90-18 56V Pilot Activ	130/90-17 68V Pilot Activ	
R 75/5, R 75/6, R 75/7	1975-1977	3.25 S 19	4.00 S 18	3.25-19 54H Pilot Activ	4.00-18 64H Pilot Activ	19MF / 18MG
R 80	1986-1994	90/90 H 18 TL	120/90 H 18 TL	90/90-18 51H Pilot Activ	120/90-18 65H Pilot Activ	
R 80 GS	1990-1994	90/90-21 TL	130/80-17 TL	90/90-21 54V Anakee III	130/80 R 17 65H Anakee III	
R 80 R	1994	110/80 V 18 TL	140/80 V 17 TL	110/80-18 58V Pilot Activ	140/80-17 69V Pilot Activ	
R 80 RT	1988-2000	90/90-18	120/90-18	90/90-18 51H Pilot Activ	120/90-18 65H Pilot Activ	
R 80/7	1978-1981	3.25 H 19	4.00 H 18	3.25-19 54H Pilot Activ	4.00-18 64H Pilot Activ	19MF / 18MG
F 800 GS	2008-2013	90/90-21 54V	150/70 R 17 69V TL/TT	90/90-21 54V Anakee III	150/70 R 17 69V Anakee III	
F 800 GT	2013	120/70 ZR 17 TL	180/55 ZR 17 TL	120/70 ZR 17 (58W) Pilot Road 2 120/70 ZR 17 (58W) Pilot Road 3	180/55 ZR 17 (73W) Pilot Road 2 180/55 ZR 17 (73W) Pilot Road 3	
F 800 R	2011-2013	120/70 ZR 17 TL	180/55 ZR 17 TL	120/70 ZR 17 (58W) Pilot Road 2 120/70 ZR 17 (58W) Pilot Road 3 120/70 ZR 17 (58W) Pilot Power 120/60 ZR 17 (55W) Pilot Power E 120/70 ZR 17 (58W) Pilot Power 2CT 120/70 ZR 17 (58W) Pilot Power 3 120/70 ZR 17 (58W) Power SuperSport	180/55 ZR 17 (73W) Pilot Road 2 180/55 ZR 17 (73W) Pilot Road 3 180/55 ZR 17 (73W) Pilot Power 180/55 ZR 17 (73W) Pilot Power 180/55 ZR 17 (73W) Pilot Power 2CT 180/55 ZR 17 (73W) Pilot Power 3 180/55 ZR 17 (73W) Power SuperSport	
F 800 S	2006-2009	120/70 ZR 17 TL	180/55 ZR 17 TL	120/70 ZR 17 (58W) Pilot Road 2 120/70 ZR 17 (58W) Pilot Road 3 120/70 ZR 17 (58W) Pilot Power 120/70 ZR 17 (58W) Pilot Power 2CT 120/70 ZR 17 (58W) Pilot Power 3 120/70 ZR 17 (58W) Power SuperSport	180/55 ZR 17 (73W) Pilot Road 2 180/55 ZR 17 (73W) Pilot Road 3 180/55 ZR 17 (73W) Pilot Power 180/55 ZR 17 (73W) Pilot Power 2CT 180/55 ZR 17 (73W) Pilot Power 3 180/55 ZR 17 (73W) Power SuperSport	
F 800 ST	2006-2012	120/70 ZR 17 TL	180/55 ZR 17 TL	120/70 ZR 17 (58W) Pilot Road 2 120/70 ZR 17 (58W) Pilot Road 3 120/70 ZR 17 (58W) Pilot Power 120/70 ZR 17 (58W) Pilot Power 2CT 120/70 ZR 17 (58W) Pilot Power 3	180/55 ZR 17 (73W) Pilot Road 3 180/55 ZR 17 (73W) Pilot Road 3 180/55 ZR 17 (73W) Pilot Power 180/55 ZR 17 (73W) Pilot Power 2CT 180/55 ZR 17 (73W) Pilot Power 3	
R 850 GS	1999-2002	110/80 H 19 TL	150/70 H 17 TL	110/80 R 19 59H Anakee III	150/70 R 17 69H Anakee III	
R 850 R / RT	1995-2006	120/70 ZR 17 TL	160/60 ZR 18 TL	120/70 ZR 17 (58W) Pilot Road 2 120/70 ZR 17 (58W) Pilot Road 3	160/60 ZR 18 (70W) Pilot Road 2 160/60 ZR 18 (70W) Pilot Road 3	
R 850 RT	2000-2006	120/70 ZR 17 (58W) TL	170/60 ZR 17 (72W) TL	120/70 ZR 17 (58W) Pilot Road 2 120/70 ZR 17 (58W) Pilot Road 3	170/60 ZR 17 (72W) Pilot Road 2 170/60 ZR 17 (72W) Pilot Road 3	
R 850 RT "Administration"	1997-1998	110/80 ZR 18 TL	150/70 ZR 17 TL	110/80 ZR 18 (58W) Pilot Road 2 110/80 ZR 18 (58W) Pilot Road 3	150/70 ZR 17 (69W) Pilot Road 2 150/70 ZR 17 (69W) Pilot Road 3	
R 90/6, R 90 S	1975-1976	3.25 H 19	4.00 H 18	3.25-19 54H Pilot Activ	4.00-18 64H Pilot Activ	19MF / 18MG
K 1	1989-1993	120/60 ZR 17 TL	160/60 ZR 17 TL	120/60 ZR 17 (55W) Pilot Road 2 120/60 ZR 17 (55W) Pilot Road 3 120/60 ZR 17 (55W) Pilot Power 120/60 ZR 17 (55W) Pilot Power 2CT 120/60 ZR 17 (55W) Pilot Power 3	160/60 ZR 17 (69W) Pilot Road 2 160/60 ZR 17 (69W) Pilot Road 3 160/60 ZR 17 (69W) Pilot Power 160/60 ZR 17 (69W) Pilot Power 2CT 160/60 ZR 17 (69W) Pilot Power 3	
K 100 RS RT	1985-1992	100/90 V 18 TL	130/90 V 17 TL	100/90-18 56V Pilot Activ	130/90-17 68V Pilot Activ	
K 100 RS	1990-1993	120/60 ZR 17 TL	160/60 ZR 17 TL	120/60 ZR 17 (55W) Pilot Road 2 120/60 ZR 17 (55W) Pilot Road 3	160/60 ZR 17 (69W) Pilot Road 2 160/60 ZR 17 (69W) Pilot Road 3	
R 100 GS / Paris-Dakar / Classic	1987-1995	90/90-21	130/80-17	90/90-21 54V Anakee III	130/80 R 17 65H Anakee III	
R 100 R / Classic / Special Edition	1992-1995	110/80 V 18 TL	140/80 V 17 TL	110/80-18 58V Pilot Activ	140/80-17 69V Pilot Activ	
R 100 / CS / RS / RT / S	1977-1984	3.25 H 19	4.00 H 18	3.25-19 54H Pilot Activ	4.00-18 64H Pilot Activ	
R 100 / RT Classic / Touring	1989-1995	90/90 H 18 TL	120/90 H 18 TL	90/90-18 51H Pilot Activ	120/90-18 65H Pilot Activ	
S 1000 RR	2010-2013	120/70 ZR 17 TL	190/55 ZR 17 TL	120/70 ZR 17 (58W) Pilot Power 120/70 ZR 17 (58W) Pilot Power 2CT 120/70 ZR 17 (58W) Pilot Power 3 120/70 ZR 17 (58W) Power SuperSport	190/55 ZR 17 (75W) Pilot Power 190/55 ZR 17 (75W) Pilot Power 2CT 190/55 ZR 17 (75W) Pilot Power 3 190/55 ZR 17 (75W) Power SuperSport	
K 1100 LT / Touring	1992-1998	110/80 VR 18 TL	140/80 VR 17 TL	110/80-18 58V Pilot Activ	140/80-17 69V Pilot Activ	
K 1100 RS	1993-1998	120/70 ZR 17 TL	160/60 ZR 18 TL	120/70 ZR 17 (58W) Pilot Road 2 120/70 ZR 17 (58W) Pilot Road 3	160/60 ZR 18 (70W) Pilot Road 2 160/60 ZR 18 (70W) Pilot Road 3	
R 1100 GS	1994-1999	110/80 R 19 59H TL	150/70 R 17 69H TL	110/80 R 19 59H Anakee III 110/80 R 19 59V Pilot Road 3 Trail	150/70 R 17 69H Anakee III 150/70 R 17 69V Pilot Road 3 Trail	
R 1100 R / RS / RT	1993-2001	120/70 ZR 17 TL	160/60 ZR 18 TL	120/70 ZR 17 (58W) Pilot Road 2 120/70 ZR 17 (58W) Pilot Road 3	160/60 ZR 18 (70W) Pilot Road 2 160/60 ZR 18 (70W) Pilot Road 3	
R 1100 RT "Administration"	1997-1998	110/80 ZR 18 TL	150/70 ZR 17 TL	110/80 ZR 18 (58W) Pilot Road 2 110/80 ZR 18 (58W) Pilot Road 3	150/70 ZR 17 (69W) Pilot Road 2 150/70 ZR 17 (69W) Pilot Road 3	
R 1100 S	1998-2005	120/70 ZR 17 (58W) TL	170/60 ZR 17 TL	120/70 ZR 17 (58W) Pilot Road 2 120/70 ZR 17 (58W) Pilot Road 3 120/70 ZR 17 (58W) Pilot Power 120/70 ZR 17 (58W) Pilot Power 2CT 120/70 ZR 17 (58W) Pilot Power 3 120/70 ZR 17 (58W) Power SuperSport	170/60 ZR 17 (72W) Pilot Road 2 170/60 ZR 17 (72W) Pilot Road 3 170/60 ZR 17 (72W) Pilot Power 180/55 ZR 17 (73W) Pilot Road 2 180/55 ZR 17 (73W) Pilot Road 3 180/55 ZR 17 (73W) Pilot Power 180/55 ZR 17 (73W) Pilot Power 2CT 180/55 ZR 17 (73W) Pilot Power 3 180/55 ZR 17 (73W) Power SuperSport	
R 1150 GS	2000-2004	110/80 R 19 59H TL	150/70 R 17 69H TL	110/80 R 19 59H Anakee III 110/80 R 19 59V Pilot Road 3 Trail	150/70 R 17 69H Anakee III 150/70 R 17 69V Pilot Road 3 Trail	
R 1150 R / RS	2001-2006	120/70 ZR 17 (58W) TL	170/60 ZR 17 (72W) TL	120/70 ZR 17 (58W) Pilot Road 2 120/70 ZR 17 (58W) Pilot Road 3	170/60 ZR 17 (72W) Pilot Road 2 170/60 ZR 17 (72W) Pilot Road 3	
R 1150 R Fun / Rockster	2003-2006	120/70 ZR 17 TL	180/55 ZR 17 TL	120/70 ZR 17 (58W) Pilot Road 2 120/70 ZR 17 (58W) Pilot Road 3	180/55 ZR 17 (73W) Pilot Road 2 180/55 ZR 17 (73W) Pilot Road 3	
R 1150 RT	2001-2005	120/70 ZR 17 (58W) TL	170/60 ZR 17 (72W) TL	120/70 ZR 17 (58W) Pilot Road 2 120/70 ZR 17 (58W) Pilot Road 3	170/60 ZR 17 (72W) Pilot Road 2 170/60 ZR 17 (72W) Pilot Road 3	
HP2 Megamoto	2008-2009	120/70 ZR 17 TL	180/55 ZR 17 TL	120/70 ZR 17 (58W) Pilot Power 120/70 ZR 17 (58W) Pilot Power 2CT 120/70 ZR 17 (58W) Pilot Power 3 120/70 ZR 17 (58W) Power SuperSport	180/55 ZR 17 (73W) Pilot Power 180/55 ZR 17 (73W) Pilot Power 2CT 180/55 ZR 17 (73W) Pilot Power 3 180/55 ZR 17 (73W) Power SuperSport	



Model Name	Year	OE Front	OE Rear	Michelin Front	Michelin Rear	Tube F/R	
BMW	HP2 Sport	2008–2011	120/70 ZR 17 (58W) TL	190/55 ZR 17 (75W) TL	120/70 ZR 17 (58W) Pilot Power 120/70 ZR 17 (58W) Pilot Power 2CT 120/70 ZR 17 (58W) Pilot Power 3 120/70 ZR 17 (58W) Power SuperSport	190/55 ZR 17 (75W) Pilot Power 190/55 ZR 17 (75W) Pilot Power 2CT 190/55 ZR 17 (75W) Pilot Power 3 190/55 ZR 17 (75W) Power SuperSport	
	HP2 Enduro	2006–2009	90/90-21 54Q TL	140/80-17 69Q TL	90/90-21 54V Anakee III	140/80 R 17 69H Anakee III	
	K 1200 GT	2003–2009	120/70 ZR 17 TL	180/55 ZR 17 TL	120/70 ZR 17 (58W) Pilot Road 2 120/70 ZR 17 (58W) Pilot Road 3	180/55 ZR 17 (73W) Pilot Road 2 180/55 ZR 17 (73W) Pilot Road 3	
	K 1200 R	2005–2011	120/70 ZR 17 (58W) TL	180/55 ZR 17 (73W) TL	120/70 ZR 17 (58W) Pilot Road 2 120/70 ZR 17 (58W) Pilot Road 3 120/70 ZR 17 (58W) Pilot Power 120/70 ZR 17 (58W) Pilot Power 2CT 120/70 ZR 17 (58W) Pilot Power 3 120/70 ZR 17 (58W) Power SuperSport	180/55 ZR 17 (73W) Pilot Road 2 180/55 ZR 17 (73W) Pilot Road 3 180/55 ZR 17 (73W) Pilot Power 180/55 ZR 17 (73W) Pilot Power 2CT 180/55 ZR 17 (73W) Pilot Power 3 180/55 ZR 17 (73W) Power SuperSport	
	K 1200 RS	1997–2002	120/70 ZR 17 (58W) TL	170/60 ZR 17 (72W) TL	120/70 ZR 17 (58W) Pilot Road 2 120/70 ZR 17 (58W) Pilot Road 3	170/60 ZR 17 (72W) Pilot Road 2 170/60 ZR 17 (72W) Pilot Road 3	
	K 1200 RS	2003–2005	120/70 ZR 17 TL	180/55 ZR 17 TL	120/70 ZR 17 (58W) Pilot Road 2 120/70 ZR 17 (58W) Pilot Road 3	180/55 ZR 17 (73W) Pilot Road 2 180/55 ZR 17 (73W) Pilot Road 3	
	K 1200 S	2005–2008	120/70 ZR 17 (58W) TL	190/50 ZR 17 (73W) TL	120/70 ZR 17 (58W) Pilot Road 2 120/70 ZR 17 (58W) Pilot Road 3 120/70 ZR 17 (58W) Pilot Power 120/70 ZR 17 (58W) Pilot Power 2CT 120/70 ZR 17 (58W) Pilot Power 3 120/70 ZR 17 (58W) Power SuperSport	190/50 ZR 17 (73W) Pilot Road 2 190/50 ZR 17 (73W) Pilot Road 3 190/50 ZR 17 (73W) Pilot Power 190/50 ZR 17 (73W) Pilot Power 2CT 190/50 ZR 17 (73W) Pilot Power 3 190/50 ZR 17 (73W) Power SuperSport	
	R 1200 GS	2004–2012	110/80 R 19 59 V TL/TT	150/70 R 17 69V TL/TT	110/80 R 19 59V Anakee III 110/80 R 19 59V Pilot Road 3 Trail	150/70 R 17 69V Anakee III 150/70 R 17 69V Pilot Road 3 Trail	
	R 1200 GS Adventure	2008–2013	110/80 R 19 59 V TL/TT	150/70 R 17 69V TL/TT	110/80 R 19 59V Anakee III 110/80 R 19 59V Pilot Road 3 Trail	150/70 R 17 69V Anakee III 150/70 R 17 69V Pilot Road 3 Trail	
	R 1200 GS	2013	120/70 R 19	170/60 R 17	120/70 R 19 60V Anakee III	170/60 R 17 72V Anakee III	
	R 1200 GS HP2	2006	120/70 ZR 17 (58W) TL	150/70 ZR 17 (69W) TL	120/70 ZR 17 (58W) Pilot Road 2 120/70 ZR 17 (58W) Pilot Road 3	150/70 ZR 17 (69W) Pilot Road 2 150/70 ZR 17 (69W) Pilot Road 3	
	R 1200 R	2007–2013	120/70 ZR 17 TL	180/55 ZR 17 TL	120/70 ZR 17 (58W) Pilot Road 2 120/70 ZR 17 (58W) Pilot Road 3 120/70 ZR 17 (58W) Pilot Power 120/70 ZR 17 (58W) Pilot Power 2CT 120/70 ZR 17 (58W) Pilot Power 3 120/70 ZR 17 (58W) Power SuperSport	180/55 ZR 17 (73W) Pilot Road 2 180/55 ZR 17 (73W) Pilot Road 3 180/55 ZR 17 (73W) Pilot Power 180/55 ZR 17 (73W) Pilot Power 2CT 180/55 ZR 17 (73W) Pilot Power 3 180/55 ZR 17 (73W) Power SuperSport	
	R 1200 RT	2005–2013	120/70 ZR 17 TL	180/55 ZR 17 TL	120/70 ZR 17 (58W) Pilot Road 2 120/70 ZR 17 (58W) Pilot Road 3	180/55 ZR 17 (73W) Pilot Road 2 180/55 ZR 17 (73W) Pilot Road 3	
	R 1200 S	2006–2009	120/70 ZR 17 (58W) TL	190/50 ZR 17 (73W) TL	120/70 ZR 17 (58W) Pilot Road 2 120/70 ZR 17 (58W) Pilot Road 3 120/70 ZR 17 (58W) Pilot Power 120/70 ZR 17 (58W) Pilot Power 2CT 120/70 ZR 17 (58W) Pilot Power 3 120/70 ZR 17 (58W) Power SuperSport	190/50 ZR 17 (73W) Pilot Road 2 190/50 ZR 17 (73W) Pilot Road 3 190/50 ZR 17 (73W) Pilot Power 190/50 ZR 17 (73W) Pilot Power 2CT 190/55 ZR 17 (75W) Pilot Power 3 190/50 ZR 17 (73W) Power SuperSport	
	R 1200 ST	2005–2007	120/70 ZR 17 TL	180/55 ZR 17 TL	120/70 ZR 17 (58W) Pilot Road 2 120/70 ZR 17 (58W) Pilot Road 3	180/55 ZR 17 (73W) Pilot Road 2 180/55 ZR 17 (73W) Pilot Road 3	
	K 1300 GT	2010–2011	120/70 ZR 17 TL	180/55 ZR 17 TL	120/70 ZR 17 (58W) Pilot Road 2 120/70 ZR 17 (58W) Pilot Road 3	180/55 ZR 17 (73W) Pilot Road 2 180/55 ZR 17 (73W) Pilot Road 3	
	K 1300 R	2009	120/70 ZR 17 TL	190/55 ZR 17 TL	120/70 ZR 17 (58W) Pilot Power 3 120/70 ZR 17 (58W) Pilot Road 2 D	190/55 ZR 17 (75W) Pilot Power 3 190/55 ZR 17 (75W) Pilot Road 2	
	K 1300 R	2012	120/70 ZR 17 TL	180/55 ZR 17 TL	120/70 ZR 17 (58W) Pilot Road 2 120/70 ZR 17 (58W) Pilot Road 3 120/70 ZR 17 (58W) Pilot Power 120/60 ZR 17 (55W) Pilot Power 2CT 120/70 ZR 17 (58W) Pilot Power 3 120/70 ZR 17 (58W) Power SuperSport	180/55 ZR 17 (73W) Pilot Road 2 180/55 ZR 17 (73W) Pilot Road 3 180/55 ZR 17 (73W) Pilot Power 180/55 ZR 17 (73W) Pilot Power 2CT 180/55 ZR 17 (73W) Pilot Power 3 180/55 ZR 17 (73W) Power SuperSport	
	K 1300 S	2009–2013	120/70 ZR 17 TL	190/55 ZR 17 TL	120/70 ZR 17 (58W) Pilot Power 3	190/55 ZR 17 (75W) Pilot Power 3	
	K 1600 GT / GTL	2011–2013	120/70 ZR 17 TL	190/55 ZR 17 TL	120/70 ZR 17 (58W) Pilot Road 3	190/55 ZR 17 (75W) Pilot Road 3 B	
Brammo	Empulse (all models)	2011–2013	120/70 ZR 17 TL	180/55 ZR 17 TL	120/70 ZR 17 (58W) Pilot Road 2 120/70 ZR 17 (58W) Pilot Road 3 120/70 ZR 17 (58W) Pilot Power 120/70 ZR 17 (58W) Pilot Power 2CT 120/70 ZR 17 (58W) Pilot Power 3 120/70 ZR 17 (58W) Power SuperSport	180/55 ZR 17 (73W) Pilot Road 2 180/55 ZR 17 (73W) Pilot Road 3 180/55 ZR 17 (73W) Pilot Power 180/55 ZR 17 (73W) Pilot Power 2CT 180/55 ZR 17 (73W) Pilot Power 3 180/55 ZR 17 (73W) Power SuperSport	
	Buell	XB9R Firebolt	2002–2004	120/70 ZR 17 TL	180/55 ZR 17 TL	120/70 ZR 17 (58W) Pilot Road 2 120/70 ZR 17 (58W) Pilot Road 3 120/70 ZR 17 (58W) Pilot Power 120/70 ZR 17 (58W) Pilot Power 2CT 120/70 ZR 17 (58W) Pilot Power 3 120/70 ZR 17 (58W) Power SuperSport	180/55 ZR 17 (73W) Pilot Road 2 180/55 ZR 17 (73W) Pilot Road 3 180/55 ZR 17 (73W) Pilot Power 180/55 ZR 17 (73W) Pilot Power 2CT 180/55 ZR 17 (73W) Pilot Power 3 180/55 ZR 17 (73W) Power SuperSport
		XB9S Lightning / City X	2003–2010	120/70 ZR 17 TL	180/55 ZR 17 TL	120/70 ZR 17 (58W) Pilot Road 2 120/70 ZR 17 (58W) Pilot Road 3 120/70 ZR 17 (58W) Pilot Power 120/70 ZR 17 (58W) Pilot Power 2CT 120/70 ZR 17 (58W) Pilot Power 3 120/70 ZR 17 (58W) Power SuperSport	180/55 ZR 17 (73W) Pilot Road 2 180/55 ZR 17 (73W) Pilot Road 3 180/55 ZR 17 (73W) Pilot Power 180/55 ZR 17 (73W) Pilot Power 2CT 180/55 ZR 17 (73W) Pilot Power 3 180/55 ZR 17 (73W) Power SuperSport
		M2 Cyclone	2000–2002	120/60 ZR 17 TL	170/60 ZR 17 TL	120/60 ZR 17 (55W) Pilot Road 2 120/60 ZR 17 (55W) Pilot Road 3 120/60 ZR 17 (55W) Pilot Power	170/60 ZR 17 (72W) Pilot Road 2 170/60 ZR 17 (72W) Pilot Road 3 170/60 ZR 17 (72W) Pilot Power
		M2 / S1 / S3	1997–2001	120/70 ZR 17 TL	170/60 ZR 17 TL	120/70 ZR 17 (58W) Pilot Road 2 120/70 ZR 17 (58W) Pilot Road 3	170/60 ZR 17 (72W) Pilot Road 2 170/60 ZR 17 (72W) Pilot Road 3
				120/70 ZR 17 TL	180/55 ZR 17 TL	120/70 ZR 17 (58W) Pilot Power 120/70 ZR 17 (58W) Pilot Power 2CT 120/70 ZR 17 (58W) Pilot Power 3 120/70 ZR 17 (58W) Power SuperSport	180/55 ZR 17 (73W) Pilot Power 180/55 ZR 17 (73W) Pilot Power 2CT 180/55 ZR 17 (73W) Pilot Power 3 180/55 ZR 17 (73W) Power SuperSport
	X1 Lightning	1997–2002	120/70 ZR 17 TL	170/60 ZR 17 TL	120/70 ZR 17 (58W) Pilot Road 2 120/70 ZR 17 (58W) Pilot Road 3	170/60 ZR 17 (72W) Pilot Road 2 170/60 ZR 17 (72W) Pilot Road 3	



Model Name	Year	OE Front	OE Rear	Michelin Front	Michelin Rear	Tube F/R
1125 R / 1125 CR	2008-2010	120/70 ZR 17 TL	180/55 ZR 17 TL	120/70 ZR 17 (58W) Pilot Power	180/55 ZR 17 (73W) Pilot Power	
				120/70 ZR 17 (58W) Pilot Power 2CT	180/55 ZR 17 (73W) Pilot Power 2CT	
				120/70 ZR 17 (58W) Pilot Power 3	180/55 ZR 17 (73W) Pilot Power 3	
				120/70 ZR 17 (58W) Power SuperSport	180/55 ZR 17 (73W) Power SuperSport	
XB 12R Firebolt	2004-2010	120/70 ZR 17 TL	180/55 ZR 17 TL	120/70 ZR 17 (58W) Pilot Road 2	180/55 ZR 17 (73W) Pilot Road 2	
				120/70 ZR 17 (58W) Pilot Road 3	180/55 ZR 17 (73W) Pilot Road 3	
				120/70 ZR 17 (58W) Pilot Power	180/55 ZR 17 (73W) Pilot Power	
				120/70 ZR 17 (58W) Pilot Power 2CT	180/55 ZR 17 (73W) Pilot Power 2CT	
				120/70 ZR 17 (58W) Pilot Power 3	180/55 ZR 17 (73W) Pilot Power 3	
				120/70 ZR 17 (58W) Power SuperSport	180/55 ZR 17 (73W) Power SuperSport	
XB 12S / STT Lightning	2004-2010	120/70 ZR 17 TL	180/55 ZR 17 TL	120/70 ZR 17 (58W) Pilot Road 2	180/55 ZR 17 (73W) Pilot Road 2	
				120/70 ZR 17 (58W) Pilot Road 3	180/55 ZR 17 (73W) Pilot Road 3	
				120/70 ZR 17 (58W) Pilot Power	180/55 ZR 17 (73W) Pilot Power	
				120/70 ZR 17 (58W) Pilot Power 2CT	180/55 ZR 17 (73W) Pilot Power 2CT	
				120/70 ZR 17 (58W) Pilot Power 3	180/55 ZR 17 (73W) Pilot Power 3	
				120/70 ZR 17 (58W) Power SuperSport	180/55 ZR 17 (73W) Power SuperSport	
XB12X Ulysses	2006-2010	120/70 ZR 17 TL	180/55 ZR 17 TL	120/70 ZR 17 (58W) Pilot Road 2	180/55 ZR 17 (73W) Pilot Road 2	
				120/70 ZR 17 (58W) Pilot Road 3	180/55 ZR 17 (73W) Pilot Road 3	
				120/70 ZR 17 (58W) Pilot Power	180/55 ZR 17 (73W) Pilot Power	
				120/70 ZR 17 (58W) Pilot Power 2CT	180/55 ZR 17 (73W) Pilot Power 2CT	
				120/70 ZR 17 (58W) Pilot Power 3	180/55 ZR 17 (73W) Pilot Power 3	
XB12XT Ulysses	2006-2010	120/70 ZR 17 TL	180/55 ZR 17 TL	120/70 ZR 17 (58W) Pilot Road 2	180/55 ZR 17 (73W) Pilot Road 2	
				120/70 ZR 17 (58W) Pilot Road 3	180/55 ZR 17 (73W) Pilot Road 3	
				120/70 ZR 17 (58W) Pilot Power	180/55 ZR 17 (73W) Pilot Power	
				120/70 ZR 17 (58W) Pilot Power 2CT	180/55 ZR 17 (73W) Pilot Power 2CT	
				120/70 ZR 17 (58W) Pilot Power 3	180/55 ZR 17 (73W) Pilot Power 3	
EBR 1190RS	2012	120/60 ZR 17 TL	190/55 ZR 17 TL	120/70 ZR 17 (58W) Pilot Power	190/50 ZR 17 (73W) Pilot Power	
				120/70 ZR 17 (58W) Pilot Power 2CT	190/50 ZR 17 (73W) Pilot Power 2CT	
				120/70 ZR 17 (58W) Pilot Power 3	190/55 ZR 17 (75W) Pilot Power 3	
				120/70 ZR 17 (58W) Power SuperSport	190/50 ZR 17 (73W) Power SuperSport	
Mito 125	1990-1992	100/80 VR 17 TL	140/70 VR 17 TL	110/70 ZR 17 (54W) Pilot Power	150/60 ZR 17 (66W) Pilot Power	
Mito 125	1993-2008	110/70 ZR 17 TL	150/60 ZR 17 TL	110/70 ZR 17 (54W) Pilot Power	150/60 ZR 17 (66W) Pilot Power	
Canyon 500 / 600	1998-2002	100/90-19 57H TT	140/80 R 17 69 H TT	100/90-19 57H Anakee III	140/80 R 17 69H Anakee III	19MF / 17 MI
Raptor 650	2001-2008	120/60 ZR 17 TL	160/60 ZR 17 TL	120/60 ZR 17 (55W) Pilot Road 2	160/60 ZR 17 (69W) Pilot Road 2	
				120/60 ZR 17 (55W) Pilot Road 3	160/60 ZR 17 (69W) Pilot Road 3	
				120/60 ZR 17 (55W) Pilot Power	160/60 ZR 17 (69W) Pilot Power	
				120/60 ZR 17 (55W) Pilot Power 2CT	160/60 ZR 17 (69W) Pilot Power 2CT	
				120/60 ZR 17 (55W) Pilot Power 3	160/60 ZR 17 (69W) Pilot Power 3	
				90/90-21 54V Anakee III	130/80 R 17	90/90-21 54V Anakee III
750 Elephant	1994-1995	100/90 H 19 TL	140/80 H 17 TT	100/90-19 57H Anakee III	140/80 R 17 69H Anakee III	19MF / 17 MI
900 Elephant ie / e	1992-1996	100/90 H 19	140/80 R 17	100/90-19 57H Anakee III	140/80 R 17 69H Anakee III	19MF / 17 MI
Gran Canyon 900	1998-1999	100/90-19	150/70-17	100/90-19 57H Anakee III	150/70 R 17 69H Anakee III	19MF / 17 MI
Gran Canyon 900	1998-1999	100/90-19	150/70-17	100/90-19 57H Anakee III	150/70 R 17 69H Anakee III	19MF / 17 MI
Raptor 1000	2001-2006	120/70 ZR 17 TL	180/55 ZR 17 TL	120/70 ZR 17 (58W) Pilot Road 2	180/55 ZR 17 (73W) Pilot Road 2	
				120/70 ZR 17 (58W) Pilot Road 3	180/55 ZR 17 (73W) Pilot Road 3	
				120/70 ZR 17 (58W) Pilot Power	180/55 ZR 17 (73W) Pilot Power	
				120/70 ZR 17 (58W) Pilot Power 2CT	180/55 ZR 17 (73W) Pilot Power 2CT	
				120/70 ZR 17 (58W) Pilot Power 3	180/55 ZR 17 (73W) Pilot Power 3	
				120/70 ZR 17 (58W) Power SuperSport	180/55 ZR 17 (73W) Power SuperSport	
Monster 600 / 620 ie	1994-2005	120/60 ZR 17 TL	160/60 ZR 17 TL	120/60 ZR 17 (55W) Pilot Road 2	160/60 ZR 17 (69W) Pilot Road 2	
				120/60 ZR 17 (55W) Pilot Road 3	160/60 ZR 17 (69W) Pilot Road 3	
				120/60 ZR 17 (55W) Pilot Power	160/60 ZR 17 (69W) Pilot Power	
				120/60 ZR 17 (55W) Pilot Power 2CT	160/60 ZR 17 (69W) Pilot Power 2CT	
				120/60 ZR 17 (55W) Pilot Power 3	160/60 ZR 17 (69W) Pilot Power 3	
600 SuperSport	1994-1996	120/60 VR 17 TL	160/60 VR 17 TL	120/60 ZR 17 (55W) Pilot Road 2	160/60 ZR 17 (69W) Pilot Road 2	
				120/60 ZR 17 (55W) Pilot Road 3	160/60 ZR 17 (69W) Pilot Road 3	
				120/60 ZR 17 (55W) Pilot Power	160/60 ZR 17 (69W) Pilot Power	
				120/60 ZR 17 (55W) Pilot Power 2CT	160/60 ZR 17 (69W) Pilot Power 2CT	
				120/60 ZR 17 (55W) Pilot Power 3	160/60 ZR 17 (69W) Pilot Power 3	
620 SS Sport	2003-2004	120/70 ZR 17 TL	120/70 ZR 17 TL	120/70 ZR 17 (58W) Pilot Power	160/60 ZR 17 (69W) Pilot Power	
				120/70 ZR 17 (58W) Pilot Power 2CT	160/60 ZR 17 (69W) Pilot Power 2CT	
				120/70 ZR 17 (58W) Pilot Power 3	160/60 ZR 17 (69W) Pilot Power 3	
Multistrada 620	2005-2006	120/60 ZR 17 TL	160/60 ZR 17 TL	120/60 ZR 17 (55W) Pilot Road 2	160/60 ZR 17 (69W) Pilot Road 2	
				120/60 ZR 17 (55W) Pilot Road 3	160/60 ZR 17 (69W) Pilot Road 3	
				120/60 ZR 17 (55W) Pilot Power	160/60 ZR 17 (69W) Pilot Power	
Monster 695 / 696	2006-2013	120/60 ZR 17 (55W) TL	160/60 ZR 17 (69W) TL	120/60 ZR 17 (55W) Pilot Road 2	160/60 ZR 17 (69W) Pilot Road 2	
				120/60 ZR 17 (55W) Pilot Road 3	160/60 ZR 17 (69W) Pilot Road 3	
				120/60 ZR 17 (55W) Pilot Power	160/60 ZR 17 (69W) Pilot Power	
				120/60 ZR 17 (55W) Pilot Power 2CT	160/60 ZR 17 (69W) Pilot Power 2CT	
				120/60 ZR 17 (55W) Pilot Power 3	160/60 ZR 17 (69W) Pilot Power 3	
748 (all types)	1995-2002	120/60 ZR 17 TL	180/55 ZR 17 TL	120/60 ZR 17 (55W) Pilot Power	180/55 ZR 17 (73W) Pilot Power	
				120/60 ZR 17 (55W) Pilot Power 2CT	180/55 ZR 17 (73W) Pilot Power 2CT	
				120/60 ZR 17 (55W) Pilot Power 3	180/55 ZR 17 (73W) Pilot Power 3	
749 (all types)	2003-2007	120/70 ZR 17 TL	180/55 ZR 17 TL	120/70 ZR 17 (58W) Pilot Power	180/55 ZR 17 (73W) Pilot Power	
				120/70 ZR 17 (58W) Pilot Power 2CT	180/55 ZR 17 (73W) Pilot Power 2CT	
				120/70 ZR 17 (58W) Pilot Power 3	180/55 ZR 17 (73W) Pilot Power 3	
				120/70 ZR 17 (58W) Power SuperSport	180/55 ZR 17 (73W) Power SuperSport	
Monster 750	1996-2002	120/70 ZR 17 (58W) TL	160/60 ZR 17 (69W) TL	120/60 ZR 17 (55W) Pilot Road 2	160/60 ZR 17 (69W) Pilot Road 2	
				120/60 ZR 17 (55W) Pilot Road 3	160/60 ZR 17 (69W) Pilot Road 3	
				120/60 ZR 17 (55W) Pilot Power	160/60 ZR 17 (69W) Pilot Power	
				120/60 ZR 17 (55W) Pilot Power 2CT	160/60 ZR 17 (69W) Pilot Power 2CT	
				120/60 ZR 17 (55W) Pilot Power 3	160/60 ZR 17 (69W) Pilot Power 3	
750 SuperSport	1999-2002	120/70 ZR 17 TL	160/60 ZR 17 TL	120/70 ZR 17 (58W) Pilot Road 2	160/60 ZR 17 (69W) Pilot Road 2	
				120/70 ZR 17 (58W) Pilot Road 3	160/60 ZR 17 (69W) Pilot Road 3	
				120/70 ZR 17 (58W) Pilot Power	160/60 ZR 17 (69W) Pilot Power	
				120/70 ZR 17 (58W) Pilot Power 2CT	160/60 ZR 17 (69W) Pilot Power 2CT	
				120/70 ZR 17 (58W) Pilot Power 3	160/60 ZR 17 (69W) Pilot Power 3	



Model Name	Year	OE Front	OE Rear	Michelin Front	Michelin Rear	Tube F/R
1000 SS SuperSport	2003-2006	120/70 ZR 17 TL	180/55 ZR 17 TL	120/70 ZR 17 (58W) Pilot Road 2 120/70 ZR 17 (58W) Pilot Road 3 120/70 ZR 17 (58W) Pilot Power 120/70 ZR 17 (58W) Pilot Power 2CT 120/70 ZR 17 (58W) Pilot Power 3 120/70 ZR 17 (58W) Power SuperSport	180/55 ZR 17 (73W) Pilot Road 2 180/55 ZR 17 (73W) Pilot Road 3 180/55 ZR 17 (73W) Pilot Power 180/55 ZR 17 (73W) Pilot Power 2CT 180/55 ZR 17 (73W) Pilot Power 3 180/55 ZR 17 (73W) Power SuperSport	
1098 / S / R	2007-2009	120/70 ZR 17 (58W) TL	190/55 ZR 17 (75W) TL	120/70 ZR 17 (58W) Pilot Power 120/70 ZR 17 (58W) Pilot Power 2CT 120/70 ZR 17 (58W) Pilot Power 3 120/70 ZR 17 (58W) Power SuperSport	190/55 ZR 17 (75W) Pilot Power 190/55 ZR 17 (75W) Pilot Power 2CT 190/55 ZR 17 (75W) Pilot Power 3 190/55 ZR 17 (75W) Power SuperSport	
Steetfighter / Streetfighter S	2010-2012	120/70 ZR 17	190/55 ZR 17	120/70 ZR 17 (58W) Pilot Power 120/70 ZR 17 (58W) Pilot Power 2CT 120/70 ZR 17 (58W) Pilot Power 3 120/70 ZR 17 (58W) Power SuperSport	190/55 ZR 17 (75W) Pilot Power 190/55 ZR 17 (75W) Pilot Power 2CT 190/55 ZR 17 (75W) Pilot Power 3 190/55 ZR 17 (75W) Power SuperSport	
Hypermotard 1100S /EVO / EVO SP	2007-2012	120/70 ZR 17 TL	180/55 ZR 17 TL	120/70 ZR 17 (58W) Pilot Road 2 120/70 ZR 17 (58W) Pilot Power 120/70 ZR 17 (58W) Pilot Power 2CT 120/70 ZR 17 (58W) Pilot Power 3 120/70 ZR 17 (58W) Power SuperSport	180/55 ZR 17 (73W) Pilot Road 2 180/55 ZR 17 (73W) Pilot Power 180/55 ZR 17 (73W) Pilot Power 2CT 180/55 ZR 17 (73W) Pilot Power 3 180/55 ZR 17 (73W) Power SuperSport	
Monster 1100 / S / EVO / Diesel	2009-2013	120/70 ZR 17 TL	180/55 ZR 17 TL	120/70 ZR 17 (58W) Pilot Road 2 120/70 ZR 17 (58W) Pilot Power 120/70 ZR 17 (58W) Pilot Power 2CT 120/70 ZR 17 (58W) Pilot Power 3 120/70 ZR 17 (58W) Power SuperSport	180/55 ZR 17 (73W) Pilot Road 2 180/55 ZR 17 (73W) Pilot Power 180/55 ZR 17 (73W) Pilot Power 2CT 180/55 ZR 17 (73W) Pilot Power 3 180/55 ZR 17 (73W) Power SuperSport	
Multistrada 1100 / S	2007-2009	120/70 ZR 17 TL	180/55 ZR 17 TL	120/70 ZR 17 (58W) Pilot Road 2 120/70 ZR 17 (58W) Pilot Road 3 120/70 ZR 17 (58W) Pilot Power	180/55 ZR 17 (73W) Pilot Road 2 180/55 ZR 17 (73W) Pilot Road 3 180/55 ZR 17 (73W) Pilot Power	
Superbike 1198 / S / S Corse / R Corse	2010-2011	120/70 ZR 17	190/55 ZR 17	120/70 ZR 17 (58W) Pilot Power 120/70 ZR 17 (58W) Pilot Power 2CT 120/70 ZR 17 (58W) Pilot Power 3 120/70 ZR 17 (58W) Power SuperSport	190/55 ZR 17 (75W) Pilot Power 190/55 ZR 17 (75W) Pilot Power 2CT 190/55 ZR 17 (75W) Pilot Power 3 190/55 ZR 17 (75W) Power SuperSport	
Multistrada 1200 / S / Touring / Pikes Peak / GT	2010-2013	120/70 ZR 17 TL	190/55 ZR 17 TL	120/70 ZR 17 (58W) Pilot Road 2 120/70 ZR 17 (58W) Pilot Road 3 120/70 ZR 17 (58W) Pilot Power 120/70 ZR 17 (58W) Pilot Power 2CT 120/70 ZR 17 (58W) Pilot Power 3	190/55 ZR 17 (75W) Pilot Road 2 190/55 ZR 17 (75W) Pilot Road 3 190/55 ZR 17 (75W) Pilot Power 190/55 ZR 17 (75W) Pilot Power 2CT 190/55 ZR 17 (75W) Pilot Power 3	
MRX	2006-2012	120/70 ZR 17 TL	160/60 ZR 17 TL	120/70 ZR 17 (58W) Pilot Road 2 120/70 ZR 17 (58W) Pilot Road 3 120/70 ZR 17 (58W) Pilot Power 120/70 ZR 17 (58W) Pilot Power 2CT 120/70 ZR 17 (58W) Pilot Power 3	160/60 ZR 17 (69W) Pilot Road 2 160/60 ZR 17 (69W) Pilot Road 3 160/60 ZR 17 (69W) Pilot Power 160/60 ZR 17 (69W) Pilot Power 2CT 160/60 ZR 17 (69W) Pilot Power 3	
CLE, TLE & Ultra Sidecar	2004-2008	MT90 B 16	n/a	130/90 B16 73H Commander II	n/a	16MI
FLH 1340 Heritage Special	1994	MT90-16	MT90-16	130/90 B16 73H Commander II	130/90 B16 73H Commander II	16MI / 16MI
FLH 80 Electra Glide	1983-1984	MT90-16	MT90-16	130/90 B16 73H Commander II	130/90 B16 73H Commander II	16MI / 16MI
FLHC Electra Glide Classic	1983-1986	MT90-16	MT90-16	130/90 B16 73H Commander II	130/90 B16 73H Commander II	16MI / 16MI
FLHR/I Road King	1994-2003	MT90-16	MT90-16	130/90 B16 73H Commander II	130/90 B16 73H Commander II	16MI / 16MI
FLHR/I Road King	2004-2008	MT90 B 16 71H	MU85 B 16 77H	130/90 B16 73H Commander II	140/90 B16 77H Commander II	16MI / 16MI
FLHR/I Road King	2009-2013	130/80 B17 65H	180/65 B16 81H	130/80 B17 65H Commander II	180/65 B16 81H Commander II	17MH / n/a
FLHRC/I Road King Classic	1999-2003	MT90 B 16 71H	MT90 B 16 74H	130/90 B16 73H Commander II	130/90 B16 73H Commander II	16MI / 16MI
FLHRC/I Road King Classic	2004-2008	MT90 B 16 71H	MU85 B 16 77H	130/90 B16 73H Commander II	140/90 B16 77H Commander II	16MI / 16MI
FLHRC/I Road King Classic	2009-2013	130/90 B16 67H	180/65 B16 81H	130/90 B16 73H Commander II	180/65 B16 81H Commander II	16MI / n/a
FLHRS/I Road King Custom	2004-2007	MT90 B 16 71H	MU85 B 16 77H	130/90 B16 73H Commander II	140/90 B16 77H Commander II	16MI / 16MI
FLHRSE12 Screamin' Eagle Road King	2003	MT90 B 16 71H	MT90 B 16 74H	130/90 B16 73H Commander II	130/90 B16 73H Commander II	16MI / 16MI
FLHS Electra Glide Sport	1988-1993	MT90-16	MT90-16	130/90 B16 73H Commander II	130/90 B16 73H Commander II	16MI / 16MI
FLHT Electra Glide Standard	1985-1990	MT90 S 16 TL	MT90 S 16 TL	130/90 B16 73H Commander II	130/90 B16 73H Commander II	16MI / 16MI
FLHT/I Electra Glide Standard	1995-2003	MT90 B 16 71H	MT90 B 16 74H	130/90 B16 73H Commander II	130/90 B16 73H Commander II	16MI / 16MI
FLHT/I Electra Glide Standard	2004-2008	MT90 B 16 71H	MU85 B 16 77H	130/90 B16 73H Commander II	140/90 B16 77H Commander II	16MI / 16MI
FLHTC Electra Glide Classic	1985-1990	MT90-16 TL	MT90-16 TL	130/90 B16 73H Commander II	130/90 B16 73H Commander II	16MI / 16MI
FLHTC I U Electra Glide 30th Anniversary	1995	MT90 B 16 71H	MT90 B 16 74H	130/90 B16 73H Commander II	130/90 B16 73H Commander II	16MI / 16MI
FLHTC/I Electra Glide Classic	1991-2003	MT90 B 16 71H	MT90 B 16 74H	130/90 B16 73H Commander II	130/90 B16 73H Commander II	16MI / 16MI
FLHTC/I Electra Glide Classic	2004-2008	MT90 B 16 71H	MU85 B 16 77H	130/90 B16 73H Commander II	140/90 B16 77H Commander II	16MI / 16MI
FLHTC/I Electra Glide Classic	2009-2013	130/80 B17 65H	180/65 B16 81H	130/80 B17 65H Commander II	180/65 B16 81H Commander II	17MH / n/a
FLHTCSE2 Screamin' Eagle Electra Glide 2	2005	MT90 B 16 71H	MU85 B 16 77H	130/90 B16 73H Commander II	140/90 B16 77H Commander II	16MI / 16MI
FLHTCU/I Ultra Classic Electra Glide	1999-2003	MT90 B 16 71H	MT90 B 16 74H	130/90 B16 73H Commander II	130/90 B16 73H Commander II	16MI / 16MI
FLHTCU/I Ultra Classic Electra Glide	2004-2008	MT90 B 16 71H	MU85 B 16 77H	130/90 B16 73H Commander II	140/90 B16 77H Commander II	16MI / 16MI
FLHTCU/I Ultra Classic Electra Glide	2009-2013	130/80 B17 65H	180/65 B16 81H	130/80 B17 65H Commander II	180/65 B16 81H Commander II	17MH / n/a
FLHTCUSE Screamin' Eagle Ultra Classic Electra Glide	2006	MT90 B 16 71H	MU85 B 16 77H	130/90 B16 73H Commander II	140/90 B16 77H Commander II	16MI / 16MI
FLHTCUSE2 Screamin' Eagle Ultra Classic Electra Glide	2007	MT90 B 16 71H	MU85 B 16 77H	130/90 B16 73H Commander II	140/90 B16 77H Commander II	16MI / 16MI
FLHTCUSE3 Screamin' Eagle Ultra Classic Electra Glide	2008	MT90 B 16 71H	MU85 B 16 77H	130/90 B16 73H Commander II	140/90 B16 77H Commander II	16MI / 16MI
FLHTK Electra Glide Ultra Limited	2010-2013	130/80 B17 65H	180/65 B16 81H	130/80 B17 65H Commander II	180/65 B16 81H Commander II	17MH / n/a
FLHTCUSE8 CVO Ultra Classic Electra Glide	2013	130/80 B17 65H	180/65 B16 81H	130/80 B17 65H Commander II	180/65 B16 81H Commander II	
FLHTU/I Electra Glide Ultra Classic	1990-1996	MT90-16 TL	MT90-16 TL	130/90 B16 73H Commander II	130/90 B16 73H Commander II	16MI / 16MI
FLHX Street Glide	2006-2008	MT90 B 16 71H	MU85 B 16 77H	130/90 B16 73H Commander II	140/90 B16 77H Commander II	16MI / 16MI
FLHX Street Glide	2009	130/80 B17 65H	180/65 B16 81H	130/80 B17 65H Commander II	180/65 B16 81H Commander II	
FLHX Street Glide	2010-2013	130/70 B18 63H	180/65 B16 81H	130/70 B18 63H Commander II	180/65 B16 81H Commander II	
FLS Softail Slim	2012-2013	MT90 B 16	MU85 B 16 77H	130/90 B16 73H Commander II	140/90 B16 77H Commander II	16MI / 16MI
FLSTC Heritage Softail Classic	1988-1992	MT90 B 16 71H	MT90 B 16 74H	130/90 B16 73H Commander II	130/90 B16 73H Commander II	16MI / 16MI
FLSTC Heritage Softail Classic	1993-2002	MT90 B 16 71H	MT90 B 16 74H	130/90 B16 73H Commander II	130/90 B16 73H Commander II	16MI / 16MI

Ducati

Fischer

Harley-Davidson



Model Name	Year	OE Front	OE Rear	Michelin Front	Michelin Rear	Tube F/R
XL 883N Iron 883	2004-2013	100/90B19	150/80B16	100/90 B19 57H Scorcher "31" 100/90 B19 57H Commander II	150/80 B16 77H Scorcher "31" 150/80 B16 77H Commander II	19MF / 16MI
XL, XLH Sportster 883	1988-2003	100/90 H 19	130/90 H 16	100/90 B19 57H Commander II	130/90 B16 73H Commander II	19MF / 16MI
XLH 1200 C Sportster Custom	1996-1999	MH90-21	MT90-16	80/90-21 54H Commander II	130/90 B16 73H Commander II	21MD / 16MI
XLH 1200 Sportster	1992-1999	100/90-19	130/90-16	100/90 B19 57H Commander II	130/90 B16 73H Commander II	19MF / 16MI
XLH, XLS, XR 1000 Sportster	1982-1986	MH90-19	MT90-16	100/90 B19 57H Commander II	130/90 B16 73H Commander II	19MF / 16MI
XR 1200X	2008-2012	120/70 ZR 18 (59W) TL	180/55 ZR 17 (73W) TL	120/70 ZR 18 (59W) Scorcher "11"	180/55 ZR 17 (73W) Scorcher "11"	
XLR 125 R (all types)	1980-2001	2.75-21 45P TT	4.10-18 59P TT	80/90-21 48S T63	120/80-18 62S T63	21MD / 18MF
NSR 250 SP	1994	110/70 ZR 17 TL	150/60 ZR 17 TL	110/70 ZR 17 (54W) Pilot Power	150/60 ZR 17 (66W) Pilot Power	
CB 500 / S	1994-2003	110/80 H 17 TL	130/80 H 17 TL	110/80-17 57H Pilot Activ	130/80-17 65H Pilot Activ	
CB 500 X	2013	120/70 ZR 17 TL	160/60 ZR 17 TL	120/70 ZR 17 (58W) Pilot Road 2 120/70 ZR 17 (58W) Pilot Road 3	160/60 ZR 17 (69W) Pilot Road 2 160/60 ZR 17 (69W) Pilot Road 3	
CB 500 F	2013	120/70 ZR 17 TL	160/60 ZR 17 TL	120/70 ZR 17 (58W) Pilot Road 2 120/70 ZR 17 (58W) Pilot Road 3	160/60 ZR 17 (69W) Pilot Road 2 160/60 ZR 17 (69W) Pilot Road 3	
CBR 500 R	2013	120/70 ZR 17 TL	160/60 ZR 17 TL	120/70 ZR 17 (58W) Pilot Road 2 120/70 ZR 17 (58W) Pilot Road 3 120/70 ZR 17 (58W) Pilot Power 120/70 ZR 17 (58W) Pilot Power 2CT 120/70 ZR 17 (58W) Pilot Power 3	160/60 ZR 17 (69W) Pilot Road 2 160/60 ZR 17 (69W) Pilot Road 3 160/60 ZR 17 (69W) Pilot Power 160/60 ZR 17 (69W) Pilot Power 2CT 160/60 ZR 17 (69W) Pilot Power 3	
599	2004-2007	120/70 ZR 17 (58W) TL	180/55 ZR 17 (73W) TL	120/70 ZR 17 (58W) Pilot Road 2 120/70 ZR 17 (58W) Pilot Road 3 120/70 ZR 17 (58W) Pilot Power 120/70 ZR 17 (58W) Pilot Power 2CT 120/70 ZR 17 (58W) Pilot Power 3	180/55 ZR 17 (73W) Pilot Road 2 180/55 ZR 17 (73W) Pilot Road 3 180/55 ZR 17 (73W) Pilot Power 180/55 ZR 17 (73W) Pilot Power 2CT 180/55 ZR 17 (73W) Pilot Power 3	
CBR 600 F2	1992-1994	120/60 ZR 17 TL	160/60 ZR 17 TL	120/60 ZR 17 (55W) Pilot Road 2 120/60 ZR 17 (55W) Pilot Road 3 120/60 ZR 17 (55W) Pilot Power 120/60 ZR 17 (55W) Pilot Power 2CT 120/60 ZR 17 (55W) Pilot Power 3	160/60 ZR 17 (69W) Pilot Road 2 160/60 ZR 17 (69W) Pilot Road 3 160/60 ZR 17 (69W) Pilot Power 160/60 ZR 17 (69W) Pilot Power 2CT 160/60 ZR 17 (69W) Pilot Power 3	
CBR 600 F3	1995-1998	120/60 ZR 17 TL	160/60 ZR 17 TL	120/60 ZR 17 (55W) Pilot Road 2 120/60 ZR 17 (55W) Pilot Road 3 120/60 ZR 17 (55W) Pilot Power 120/60 ZR 17 (55W) Pilot Power 2CT 120/60 ZR 17 (55W) Pilot Power 3	160/60 ZR 17 (69W) Pilot Road 2 160/60 ZR 17 (69W) Pilot Road 3 160/60 ZR 17 (69W) Pilot Power 160/60 ZR 17 (69W) Pilot Power 2CT 160/60 ZR 17 (69W) Pilot Power 3	
CBR 600 F4	1999-2000	120/70 ZR 17 TL	180/55 ZR 17 TL	120/70 ZR 17 (58W) Pilot Road 2 120/70 ZR 17 (58W) Pilot Road 3 120/70 ZR 17 (58W) Pilot Power 120/70 ZR 17 (58W) Pilot Power 2CT 120/70 ZR 17 (58W) Pilot Power 3 120/70 ZR 17 (58W) Power SuperSport	180/55 ZR 17 (73W) Pilot Road 2 180/55 ZR 17 (73W) Pilot Road 3 180/55 ZR 17 (73W) Pilot Power 180/55 ZR 17 (73W) Pilot Power 2CT 180/55 ZR 17 (73W) Pilot Power 3 180/55 ZR 17 (73W) Power SuperSport	
CBR 600 F4i / RR	2001-2013	120/70 ZR 17 TL	180/55 ZR 17 TL	120/70 ZR 17 (58W) Pilot Road 2 120/70 ZR 17 (58W) Pilot Road 3 120/70 ZR 17 (58W) Pilot Power 120/70 ZR 17 (58W) Pilot Power 2CT 120/70 ZR 17 (58W) Pilot Power 3 120/70 ZR 17 (58W) Power SuperSport	180/55 ZR 17 (73W) Pilot Road 2 180/55 ZR 17 (73W) Pilot Road 3 180/55 ZR 17 (73W) Pilot Power 180/55 ZR 17 (73W) Pilot Power 2CT 180/55 ZR 17 (73W) Pilot Power 3 180/55 ZR 17 (73W) Power SuperSport	
VT 600 C / CD / CD2 Shadow VLX / Deluxe	1988-2007	100/90 B19 57H	170/80 B15 77H	100/90 B19 57H Commander II	170/80 B15 77H Commander II	19MF / 15MJ
XL 600 L / LE / R	1984-1988	3.00-21	5.10-17	90/90-21 54S T63 90/90-21 54V Anakee III	130/80-17 65S T63 130/80 R 17 65H Anakee III	21MD / 17 MI
XL 600 LM - RM	1985-1988	3.00-21 TL	5.10-17 TL	90/90-21 54S Anakee III	130/80 R 17 65S Anakee III	21MD / 17 MI
XL 600 V Transalp	1987-1995	90/90-21	130/80-17	90/90-21 54S T63 90/90-21 54S Anakee III	130/80-17 65S T63 130/80 R 17 65S Anakee III	21MD / 17 MI
XL 600 V Transalp	1996-1999	90/90 S 21	120/90 S 17	90/90-21 54S T63 90/90-21 54S Anakee III	130/80-17 65S T63 120/90-17 64S Anakee III	21MD / 17 MI
NTV 650 Hawk GT	1989-1997	110/80 H 17 TL	150/70 H 17 TL	110/80-17 57H Pilot Activ	150/70-17 69H Pilot Activ	
XL 650 V Transalp	2000-2007	90/90 S 21	120/90 S 17	90/90-21 54S Anakee III 90/90-21 54S Anakee III	120/90-17 64S Anakee III 130/80 R 17 65S Anakee III	21MD / 17 MI
NC 700 X	2012-2013	120/70 ZR 17 TL	160/60 ZR 17 TL	120/70 ZR 17 (58W) Pilot Road 2 120/70 ZR 17 (58W) Pilot Road 3	160/60 ZR 17 (69W) Pilot Road 2 160/60 ZR 17 (69W) Pilot Road 3	
NT 700 V	2010-2012	120/70 ZR 17 TL	150/70 ZR 17 TL	120/70 ZR 17 (58W) Pilot Road 2 120/70 ZR 17 (58W) Pilot Road 3	150/70 ZR 17 (69W) Pilot Road 2 150/70 ZR 17 (69W) Pilot Road 3	
CTX 700D / ND	2014	120/70 ZR 17 TL	160/60 ZR 17 TL	120/70 ZR 17 (58W) Pilot Road 2 120/70 ZR 17 (58W) Pilot Road 3	160/60 ZR 17 (69W) Pilot Road 2 160/60 ZR 17 (69W) Pilot Road 3	
CB 750 Seven Fifty	1992-2002	120/70 VR 17 TL	150/70 VR 17 TL	120/70 ZR 17 (58W) Pilot Road 2 120/70 ZR 17 (58W) Pilot Road 3	150/70 ZR 17 (69W) Pilot Road 2 150/70 ZR 17 (69W) Pilot Road 3	
VFR 750 F	1990-1997	120/70 ZR 17 TL	170/60 ZR 17 TL	120/70 ZR 17 (58W) Pilot Road 2 120/70 ZR 17 (58W) Pilot Road 3 120/70 ZR 17 (58W) Pilot Power	170/60 ZR 17 (72W) Pilot Road 2 170/60 ZR 17 (72W) Pilot Road 3 170/60 ZR 17 (72W) Pilot Power	
VT 750 RS Shadow RS	2010-2012	100/90 B19 57H	150/80 B16 77H Reinf.	100/90 B19 57H Commander II	150/80 B16 77H Reinf. Commander II	19MF / 16MI
VT750 Shadow Ace	1998-2003	120/90 B17 64S	170/80 B15 77H	120/90 B17 64S Commander II	170/80 B15 77H Commander II	17MI / 15MJ
XLV 750 RF / RD	1985-1988	90/90-21	130/80-17	90/90-21 54V Anakee III	130/80 R 17 65H Anakee III	21MD / 17 MI
VFR 800 FI	1998-2001	120/70 ZR 17 TL	180/55 ZR 17 TL	120/70 ZR 17 (58W) Pilot Road 2 120/70 ZR 17 (58W) Pilot Road 3 120/70 ZR 17 (58W) Pilot Power 120/70 ZR 17 (58W) Pilot Power 2CT 120/70 ZR 17 (58W) Pilot Power 3 120/70 ZR 17 (58W) Power SuperSport	180/55 ZR 17 (73W) Pilot Road 2 180/55 ZR 17 (73W) Pilot Road 3 180/55 ZR 17 (73W) Pilot Power 180/55 ZR 17 (73W) Pilot Power 2CT 180/55 ZR 17 (73W) Pilot Power 3 180/55 ZR 17 (73W) Power SuperSport	
VFR 800 Interceptor	2002-2009	120/70 ZR 17 TL	180/55 ZR 17 TL	120/70 ZR 17 (58W) Pilot Road 2 120/70 ZR 17 (58W) Pilot Road 3 120/70 ZR 17 (58W) Pilot Power 120/70 ZR 17 (58W) Pilot Power 2CT 120/70 ZR 17 (58W) Pilot Power 3 120/70 ZR 17 (58W) Power SuperSport	180/55 ZR 17 (73W) Pilot Road 2 180/55 ZR 17 (73W) Pilot Road 3 180/55 ZR 17 (73W) Pilot Power 180/55 ZR 17 (73W) Pilot Power 2CT 180/55 ZR 17 (73W) Pilot Power 3 180/55 ZR 17 (73W) Power SuperSport	



	Model Name	Year	OE Front	OE Rear	Michelin Front	Michelin Rear	Tube F/R	
Honda	919 (CB 900F)	2002-2007	120/70 ZR 17 TL	180/55 ZR 17 TL	120/70 ZR 17 (58W) Pilot Road 2 120/70 ZR 17 (58W) Pilot Road 3 120/70 ZR 17 (58W) Pilot Power 120/70 ZR 17 (58W) Pilot Power 2CT 120/70 ZR 17 (58W) Pilot Power 3 120/70 ZR 17 (58W) Power SuperSport	180/55 ZR 17 (73W) Pilot Road 2 180/55 ZR 17 (73W) Pilot Road 3 180/55 ZR 17 (73W) Pilot Power 180/55 ZR 17 (73W) Pilot Power 2CT 180/55 ZR 17 (73W) Pilot Power 3 180/55 ZR 17 (73W) Power SuperSport		
	CBR 929 RR (Fireblade)	2000-2001	120/70 ZR 17 (58W) TL	190/50 ZR 17 (73W) TL	120/70 ZR 17 (58W) Pilot Road 2 120/70 ZR 17 (58W) Pilot Road 3 120/70 ZR 17 (58W) Pilot Power 120/70 ZR 17 (58W) Pilot Power 2CT 120/70 ZR 17 (58W) Power SuperSport 120/70 ZR 17 (58W) Pilot Power 3	190/50 ZR 17 (73W) Pilot Road 2 190/50 ZR 17 (73W) Pilot Road 3 190/50 ZR 17 (73W) Pilot Power 190/50 ZR 17 (73W) Pilot Power 2CT 190/50 ZR 17 (73W) Power SuperSport 190/50 ZR 17 (73W) Pilot Power 3		
	CBR 954 RR (Fireblade)	2002-2003	120/70 ZR 17 (58W) TL	190/50 ZR 17 (73W) TL	120/70 ZR 17 (58W) Pilot Power 120/70 ZR 17 (58W) Pilot Power 2CT 120/70 ZR 17 (58W) Power SuperSport 120/70 ZR 17 (58W) Pilot Power 3	190/50 ZR 17 (73W) Pilot Power 190/50 ZR 17 (73W) Pilot Power 2CT 190/50 ZR 17 (73W) Power SuperSport 190/50 ZR 17 (73W) Pilot Power 3		
	CB 1000 R	2011-2013	120/70 ZR 17 TL	180/55 ZR 17 TL	120/70 ZR 17 (58W) Pilot Road 2 120/70 ZR 17 (58W) Pilot Road 3 120/70 ZR 17 (58W) Pilot Power 120/70 ZR 17 (58W) Pilot Power 2CT 120/70 ZR 17 (58W) Pilot Power 3 120/70 ZR 17 (58W) Power SuperSport	180/55 ZR 17 (73W) Pilot Road 2 180/55 ZR 17 (73W) Pilot Road 3 180/55 ZR 17 (73W) Pilot Power 180/55 ZR 17 (73W) Pilot Power 2CT 180/55 ZR 17 (73W) Pilot Power 3 180/55 ZR 17 (73W) Power SuperSport		
	CBR 1000 F	1989-2000	120/70 ZR 17 TL	170/60 ZR 17 TL	120/70 ZR 17 (58W) Pilot Road 2 120/70 ZR 17 (58W) Pilot Road 3 120/70 ZR 17 (58W) Pilot Power	170/60 ZR 17 (72W) Pilot Road 2 170/60 ZR 17 (72W) Pilot Road 3 170/60 ZR 17 (72W) Pilot Power		
	CBR 1000 RR (Fireblade)	2004-2013	120/70 ZR 17 (58W) TL	190/50 ZR 17 (73W) TL	120/70 ZR 17 (58W) Pilot Power 120/70 ZR 17 (58W) Pilot Power 2CT 120/70 ZR 17 (58W) Power SuperSport 120/70 ZR 17 (58W) Pilot Power 3	190/50 ZR 17 (73W) Pilot Power 190/50 ZR 17 (73W) Pilot Power 2CT 190/50 ZR 17 (73W) Power SuperSport 190/50 ZR 17 (73W) Pilot Power 3		
	VTR 1000 F SuperHawk	1997-2005	120/70 ZR 17 TL	180/55 ZR 17 TL	120/70 ZR 17 (58W) Pilot Road 2 120/70 ZR 17 (58W) Pilot Road 3 120/70 ZR 17 (58W) Pilot Power 120/70 ZR 17 (58W) Pilot Power 2CT 120/70 ZR 17 (58W) Pilot Power 3 120/70 ZR 17 (58W) Power SuperSport	180/55 ZR 17 (73W) Pilot Road 2 180/55 ZR 17 (73W) Pilot Road 3 180/55 ZR 17 (73W) Pilot Power 180/55 ZR 17 (73W) Pilot Power 2CT 180/55 ZR 17 (73W) Pilot Power 3 180/55 ZR 17 (73W) Power SuperSport		
	RVT 1000 R RC51	2000-2006	120/70 ZR 17 (58W) TL	190/50 ZR 17 (73W) TL	120/70 ZR 17 (58W) Pilot Power 120/70 ZR 17 (58W) Pilot Power 2CT 120/70 ZR 17 (58W) Power SuperSport 120/70 ZR 17 (58W) Pilot Power 3	190/50 ZR 17 (73W) Pilot Power 190/50 ZR 17 (73W) Pilot Power 2CT 190/50 ZR 17 (73W) Power SuperSport 190/50 ZR 17 (73W) Pilot Power 3		
	CBR 1100 XX Super Blackbird	1997-2007	120/70 ZR 17 TL	180/55 ZR 17 TL	120/70 ZR 17 (58W) Pilot Power 3	180/55 ZR 17 (73W) Pilot Power 3		
	VFR 1200 F	2010-2013	120/70 ZR 17 TL	190/55 ZR 17 TL	120/70 ZR 17 (58W) Pilot Road 2 120/70 ZR 17 (58W) Pilot Road 3 120/70 ZR 17 (58W) Pilot Power 120/70 ZR 17 (58W) Pilot Power 2CT 120/70 ZR 17 (58W) Pilot Power 3 120/70 ZR 17 (58W) Power SuperSport	190/55 ZR 17 (75W) Pilot Road 2 190/55 ZR 17 (75W) Pilot Road 3 190/55 ZR 17 (75W) Pilot Power 190/55 ZR 17 (75W) Pilot Power 2CT 190/55 ZR 17 (75W) Pilot Power 3 190/55 ZR 17 (75W) Power SuperSport		
	ST 1300	2002-2012	120/70 ZR 18 TL	170/60 ZR 17 TL	120/70 ZR 18 (59W) Pilot Road 2 120/70 ZR 18 (59W) Pilot Road 3 120/70 ZR 17 (58W) Pilot Power	170/60 ZR 17 (72W) Pilot Road 2 170/60 ZR 17 (72W) Pilot Road 3 150/60 ZR 17 (66W) Pilot Power		
	Husaberg	FS 450e	2003-2006	120/70 ZR 17	150/60 ZR 17	120/70 ZR 17 (58W) Pilot Power	150/60 ZR 17 (66W) Pilot Power	17MF / 17MHR
		FS 550e	2007-2008	120/70 ZR 17	150/60 ZR 17	120/70 ZR 17 (58W) Pilot Power	150/60 ZR 17 (66W) Pilot Power	17MF / 17MHR
		FS 600	2002	120/70 ZR 17	150/60 ZR 17	120/70 ZR 17 (58W) Pilot Power	150/60 ZR 17 (66W) Pilot Power	17MF / 17MHR
		FS 650e	2003-2008	120/70 ZR 17	150/60 ZR 17	120/70 ZR 17 (58W) Pilot Power	150/60 ZR 17 (66W) Pilot Power	17MF / 17MHR
		SM 125	1999-2006	120/70 ZR 17	150/60 ZR 17	120/70 ZR 17 (58W) Pilot Power	150/60 ZR 17 (66W) Pilot Power	17MF / 17MHR
Husqvarna	SM 125 / SMS 125	2007-2010	110/70 ZR 17 TL	150/60 ZR 17	110/70 ZR 17 (54W) Pilot Power	150/60 ZR 17 (66W) Pilot Power		
	SM 400 R	2002	120/70 ZR 17	150/60 ZR 17	120/70 ZR 17 (58W) Pilot Power	150/60 ZR 17 (66W) Pilot Power	17MF / 17MHR	
	SM 450 R	2002-2010	120/70 ZR 17	150/60 ZR 17	120/70 ZR 17 (58W) Pilot Power	150/60 ZR 17 (66W) Pilot Power	17MF / 17MHR	
	SM 510 R	2005-2010	120/70 ZR 17	150/60 ZR 17	120/70 ZR 17 (58W) Pilot Power	150/60 ZR 17 (66W) Pilot Power	17MF / 17MHR	
	SM 570 R	2001-2007	120/70 ZR 17	150/60 ZR 17	120/70 ZR 17 (58W) Pilot Power	150/60 ZR 17 (66W) Pilot Power	17MF / 17MHR	
	LT 610	2000-2001	90/90-21	130/80-17	90/90-21 54S T63 90/90-21 54V Anakee III	130/80-17 65S T63 130/80 R 17 65H Anakee III	21MD / 17MI 21MD / 17MI	
	SM 610	1999-2009	120/70 ZR 17 TL	150/60 ZR 17 TL	120/70 ZR 17 (58W) Pilot Power	150/60 ZR 17 (66W) Pilot Power	17MF / 17MI	
	SM 630	2010-2011	120/70 ZR 17	150/60 ZR 17	120/70 ZR 17 (58W) Pilot Power	150/60 ZR 17 (66W) Pilot Power		
	Comet GT 650 / S / R	2004-2013	120/60 ZR 17 (55 W) TL	160/60 ZR 17 (69W) TL	120/60 ZR 17 (55W) Pilot Road 2 120/60 ZR 17 (55W) Pilot Road 3 120/60 ZR 17 (55W) Pilot Power 120/60 ZR 17 (55W) Pilot Power 3	160/60 ZR 17 (69W) Pilot Road 2 160/60 ZR 17 (69W) Pilot Road 3 160/60 ZR 17 (69W) Pilot Power 160/60 ZR 17 (69W) Pilot Power 3		
	GV 650 Aquila Pro	2012-2013	120/70 ZR 18	180/55 ZR 17 TL	120/70 ZR 18 (59W) Pilot Road 2 120/70 ZR 18 (59W) Pilot Road 3	180/55 ZR 17 (73W) Pilot Road 2 180/55 ZR 17 (73W) Pilot Road 3		
GV Aquila 650	2005-2009	120/70 ZR 18 (59 W) TL	180/55 ZR 17 (73W) TL	120/70 ZR 18 (59W) Pilot Road 2	180/55 ZR 17 (73W) Pilot Road 2			
Indian	Centennial	2003	130/90 B16	130/90 B16	130/90 B16 73H Commander II	130/90 B16 73H Commander II		
	Spirit	2003	130/90 B16	130/90 B16	130/90 B16 73H Commander II	130/90 B16 73H Commander II		
	Chief (all types)	2009-2013	130/90 B16	150/80 B16	130/90 B16 73H Commander II	150/80 B16 77H Commander II		
	KDX 125	1990-2003	70/100-21	4.10 - 18	80/90-21 48S T63	110/80-18 58S T63	21MD / 18MF	
Kawasaki	KLE 500	1992-2007	90/90-21 54 S TT	130/80-17 65S TT	90/90-21 54S T63 90/90-21 54V Anakee III	130/80-17 65S T63 130/80 R 17 65S Anakee III	21MD / 17MH	
	EN 500 Vulcan / Vulcan 500 LTD	1990-2009	100/90 B19 57H	140/90 B15 76H	100/90 B19 57H Commander II	140/90 B15 76H Commander II	19MF / 15MJ	
	KLR 600	1985-1989	3.00-21	5.10-17	90/90-21 54S T63 90/90-21 54V Anakee III	130/80-17 65S T63 130/80 R 17 65H Anakee III	21MD / 17MI	
	ZZ-R 600	1990-2005	120/60 ZR 17 TL	160/60 ZR 17 TL	120/60 ZR 17 (55W) Pilot Road 2 120/60 ZR 17 (55W) Pilot Road 3 120/60 ZR 17 (55W) Pilot Power 120/60 ZR 17 (55W) Pilot Power 2CT 120/60 ZR 17 (55W) Pilot Power 3	160/60 ZR 17 (69W) Pilot Road 2 160/60 ZR 17 (69W) Pilot Road 3 160/60 ZR 17 (69W) Pilot Power 160/60 ZR 17 (69W) Pilot Power 2CT 160/60 ZR 17 (69W) Pilot Power 3		
	Ninja ZX-6 R	1995-1996	120/60 ZR 17 TL	160/60 ZR 17 TL	120/60 ZR 17 (55W) Pilot Road 2 120/60 ZR 17 (55W) Pilot Road 3 120/60 ZR 17 (55W) Pilot Power 120/60 ZR 17 (55W) Pilot Power 2CT 120/60 ZR 17 (55W) Pilot Power 3	160/60 ZR 17 (69W) Pilot Road 2 160/60 ZR 17 (69W) Pilot Road 3 160/60 ZR 17 (69W) Pilot Power 160/60 ZR 17 (69W) Pilot Power 2CT 160/60 ZR 17 (69W) Pilot Power 3		



Model Name	Year	OE Front	OE Rear	Michelin Front	Michelin Rear	Tube F/R
Ninja ZX-6 R	1997-1999	120/60 ZR 17 (55 W) TL	170/60 ZR 17 (72W) TL	120/60 ZR 17 (55W) Pilot Road 2 120/60 ZR 17 (55W) Pilot Road 3 120/60 ZR 17 (55W) Pilot Power	170/60 ZR 17 (72W) Pilot Road 2 170/60 ZR 17 (72W) Pilot Road 3 170/60 ZR 17 (72W) Pilot Power	
Ninja ZX-6 R / RR	2000-2006	120/65 ZR 17 (56 W) TL	180/55 ZR 17 (73W) TL	120/65 ZR 17 (56W) Pilot Power	180/55 ZR 17 (73W) Pilot Power	
Ninja ZX-6 R / ABS	2007-2013	120/70 ZR 17 (58W) TL	180/55 ZR 17 (73W) TL	120/70 ZR 17 (58W) Pilot Power 120/70 ZR 17 (58W) Pilot Power 2CT 120/70 ZR 17 (58W) Pilot Power 3 120/70 ZR 17 (58W) Power SuperSport	180/55 ZR 17 (73W) Pilot Power 180/55 ZR 17 (73W) Pilot Power 2CT 180/55 ZR 17 (73W) Pilot Power 3 180/55 ZR 17 (73W) Power SuperSport	
KLR 650	1988-2011	90/90-21	130/80-17	90/90-21 54S T63 90/90-21 54V Anakee III	130/80-17 65S T63 130/80 R 17 65H Anakee III	21MD / 17MI
KLX 650	1994-1996	90/90 S 21	130/80 S 17	90/90-21 54S T63 90/90-21 54V Anakee III	130/80-17 65S T63 130/80 R 17 65H Anakee III	21MD / 17MI
Ninja 650 / ABS / 650R	2006-2013	120/70 ZR 17 (58W) TL	160/60 ZR 17 (69W) TL	120/70 ZR 17 (58W) Pilot Road 2 120/70 ZR 17 (58W) Pilot Road 3 120/70 ZR 17 (58W) Pilot Power 120/70 ZR 17 (58W) Pilot Power 2CT 120/70 ZR 17 (58W) Pilot Power 3	160/60 ZR 17 (69W) Pilot Road 2 160/60 ZR 17 (69W) Pilot Road 3 160/60 ZR 17 (69W) Pilot Power 160/60 ZR 17 (69W) Pilot Power 2CT 160/60 ZR 17 (69W) Pilot Power 3	
Versys 650	2007-2013	120/70 ZR 17 (58W) TL	160/60 ZR 17 (69W) TL	120/70 ZR 17 (58W) Pilot Road 2 120/70 ZR 17 (58W) Pilot Road 3 120/70 ZR 17 (58W) Pilot Power 120/70 ZR 17 (58W) Pilot Power 2CT 120/70 ZR 17 (58W) Pilot Power 3	160/60 ZR 17 (69W) Pilot Road 2 160/60 ZR 17 (69W) Pilot Road 3 160/60 ZR 17 (69W) Pilot Power 160/60 ZR 17 (69W) Pilot Power 2CT 160/60 ZR 17 (69W) Pilot Power 3	
ER-6n	2007-2011	120/70 ZR 17 (58W) TL	160/60 ZR 17 (69W) TL	120/70 ZR 17 (58W) Pilot Road 2 120/70 ZR 17 (58W) Pilot Road 3 120/70 ZR 17 (58W) Pilot Power 120/70 ZR 17 (58W) Pilot Power 2CT 120/70 ZR 17 (58W) Pilot Power 3	160/60 ZR 17 (69W) Pilot Road 2 160/60 ZR 17 (69W) Pilot Road 3 160/60 ZR 17 (69W) Pilot Power 160/60 ZR 17 (69W) Pilot Power 2CT 160/60 ZR 17 (69W) Pilot Power 3	
VN750 A Vulcan 750	1986-2006	100/90 B19 57H	150/90 B15 74H	100/90 B19 57H Commander II	150/90 B15 74H Commander II	19MF / 15MJ
Z 750 / S	2004-2008	120/70 ZR 17 TL	180/55 ZR 17 TL	120/70 ZR 17 (58W) Pilot Road 2 120/70 ZR 17 (58W) Pilot Road 3 120/70 ZR 17 (58W) Pilot Power 120/70 ZR 17 (58W) Pilot Power 2CT 120/70 ZR 17 (58W) Pilot Power 3 120/70 ZR 17 (58W) Power SuperSport	180/55 ZR 17 (73W) Pilot Road 2 180/55 ZR 17 (73W) Pilot Road 3 180/55 ZR 17 (73W) Pilot Power 180/55 ZR 17 (73W) Pilot Power 2CT 180/55 ZR 17 (73W) Pilot Power 3 180/55 ZR 17 (73W) Power SuperSport	
Zephyr 750	1991-1999	120/70 ZR 17	150/70-17	120/70 ZR 17 (58W) Pilot Road 2 120/70 ZR 17 (58W) Pilot Road 3	150/70 ZR 17 (69W) Pilot Road 2 150/70 ZR 17 (69W) Pilot Road 3	
ZR-7 / S	1999-2003	120/70 ZR 17 (58W) TL	160/60 ZR 17 (69W) TL	120/70 ZR 17 (58W) Pilot Road 2 120/70 ZR 17 (58W) Pilot Road 3 120/70 ZR 17 (58W) Pilot Power	160/60 ZR 17 (69W) Pilot Road 2 160/60 ZR 17 (69W) Pilot Road 3 160/60 ZR 17 (69W) Pilot Power	
ZX 7 R Ninja	1996-2003	120/70 ZR 17 TL	190/50 ZR 17 TL	120/70 ZR 17 (58W) Pilot Power 120/70 ZR 17 (58W) Pilot Power 2CT 120/70 ZR 17 (58W) Power SuperSport 120/70 ZR 17 (58W) Pilot Power 3	190/50 ZR 17 (73W) Pilot Power 190/50 ZR 17 (73W) Pilot Power 2CT 190/50 ZR 17 (73W) Power SuperSport 190/50 ZR 17 (73W) Pilot Power 3	
ZXR 750 Stinger	1989-1992	120/70 ZR 17 TL	170/60 ZR 17 TL	120/70 ZR 17 (58W) Pilot Road 2 120/70 ZR 17 (58W) Pilot Road 3 120/70 ZR 17 (58W) Pilot Power	170/60 ZR 17 (72W) Pilot Road 2 170/60 ZR 17 (72W) Pilot Road 3 170/60 ZR 17 (72W) Pilot Power	
ZXR 750 R Stinger	1991-1995	120/70 ZR 17 TL	180/55 ZR 17 TL	120/70 ZR 17 (58W) Pilot Road 2 120/70 ZR 17 (58W) Pilot Road 3 120/70 ZR 17 (58W) Pilot Power 120/70 ZR 17 (58W) Pilot Power 2CT 120/70 ZR 17 (58W) Pilot Power 3 120/70 ZR 17 (58W) Power SuperSport	180/55 ZR 17 (73W) Pilot Road 2 180/55 ZR 17 (73W) Pilot Road 3 180/55 ZR 17 (73W) Pilot Power 180/55 ZR 17 (73W) Pilot Power 2CT 180/55 ZR 17 (73W) Pilot Power 3 180/55 ZR 17 (73W) Power SuperSport	
VN 800 A Vulcan 800	1995-2005	80/90-21 54H Reinf.	140/90 B16 77H Reinf.	80/90-21 54H Commander II	140/90 B16 77H Reinf. Commander II	21MD / 16MI2
VN 800 B Vulcan 800 Classic	1996-2005	130/90 B16 73H Reinf.	140/90 B16 77H Reinf.	130/90 B16 73H Commander II	140/90 B16 77H Reinf. Commander II	16MI / 16MI2
VN 800 C / E Vulcan 800 Drifter	1999-2006	130/90 B16 73H Reinf.	140/90 B16 77H Reinf.	130/90 B16 73H Commander II	140/90 B16 77H Reinf. Commander II	16MI / 16MI2
ZX-9R Ninja	1994-1999	120/70 ZR 17 (58W) TL	180/55 ZR 17 (73W) TL	120/70 ZR 17 (58W) Pilot Road 2 120/70 ZR 17 (58W) Pilot Road 3 120/70 ZR 17 (58W) Pilot Power 120/70 ZR 17 (58W) Pilot Power 2CT 120/70 ZR 17 (58W) Pilot Power 3 120/70 ZR 17 (58W) Power SuperSport	180/55 ZR 17 (73W) Pilot Road 2 180/55 ZR 17 (73W) Pilot Road 3 180/55 ZR 17 (73W) Pilot Power 180/55 ZR 17 (73W) Pilot Power 2CT 180/55 ZR 17 (73W) Pilot Power 3 180/55 ZR 17 (73W) Power SuperSport	
ZX-9R Ninja	2000-2003	120/70 ZR 17 (58W) TL	190/50 ZR 17 (73W) TL	120/70 ZR 17 (58W) Pilot Road 2 120/70 ZR 17 (58W) Pilot Road 3 120/70 ZR 17 (58W) Pilot Power 120/70 ZR 17 (58W) Pilot Power 2CT 120/70 ZR 17 (58W) Power SuperSport 120/70 ZR 17 (58W) Pilot Power 3	190/50 ZR 17 (73W) Pilot Road 2 190/50 ZR 17 (73W) Pilot Road 3 190/50 ZR 17 (73W) Pilot Power 190/50 ZR 17 (73W) Pilot Power 2CT 190/50 ZR 17 (73W) Power SuperSport 190/50 ZR 17 (73W) Pilot Power 3	
ZX-10 Tomcat	1988-1991	120/70 VR 17 TL	160/60 VR 18 TL	120/70 ZR 17 (58W) Pilot Road 2 120/70 ZR 17 (58W) Pilot Road 3	160/60 ZR 18 (70W) Pilot Road 2 160/60 ZR 18 (70W) Pilot Road 3	
Ninja 1000	2011	120/70 ZR 17 TL	190/50 ZR 17 TL	120/70 ZR 17 (58W) Pilot Road 2 120/70 ZR 17 (58W) Pilot Road 3 120/70 ZR 17 (58W) Pilot Power 120/70 ZR 17 (58W) Pilot Power 2CT 120/70 ZR 17 (58W) Pilot Power 3 120/70 ZR 17 (58W) Power SuperSport	190/50 ZR 17 (73W) Pilot Road 2 190/50 ZR 17 (73W) Pilot Road 3 190/50 ZR 17 (73W) Pilot Power 190/50 ZR 17 (73W) Pilot Power 2CT 190/50 ZR 17 (73W) Pilot Power 3 190/50 ZR 17 (73W) Power SuperSport	
Ninja 1000 / ABS	2012-2013	120/70 ZR 17 TL	190/50 ZR 17 TL	120/70 ZR 17 (58W) Pilot Power 120/70 ZR 17 (58W) Pilot Power 2CT 120/70 ZR 17 (58W) Pilot Power 3 120/70 ZR 17 (58W) Power SuperSport	190/50 ZR 17 (73W) Pilot Power 190/50 ZR 17 (73W) Pilot Power 2CT 190/50 ZR 17 (73W) Pilot Power 3 190/50 ZR 17 (73W) Power SuperSport	
Z 1000	2003-2013	120/70 ZR 17 TL	190/50 ZR 17 TL	120/70 ZR 17 (58W) Pilot Road 2 120/70 ZR 17 (58W) Pilot Road 3 120/70 ZR 17 (58W) Pilot Power 120/70 ZR 17 (58W) Pilot Power 2CT 120/70 ZR 17 (58W) Pilot Power 3 120/70 ZR 17 (58W) Power SuperSport	190/50 ZR 17 (73W) Pilot Road 2 190/50 ZR 17 (73W) Pilot Road 3 190/50 ZR 17 (73W) Pilot Power 190/50 ZR 17 (73W) Pilot Power 2CT 190/50 ZR 17 (73W) Pilot Power 3 190/50 ZR 17 (73W) Power SuperSport	



Kawasaki

Model Name	Year	OE Front	OE Rear	Michelin Front	Michelin Rear	Tube F/R
ZX-10 R Ninja	2004-2005	120/70 ZR 17 TL	190/50 ZR 17 TL	120/70 ZR 17 (58W) Pilot Power 120/70 ZR 17 (58W) Pilot Power 2CT 120/70 ZR 17 (58W) Pilot Power 3 120/70 ZR 17 (58W) Power SuperSport	190/50 ZR 17 (73W) Pilot Power 190/50 ZR 17 (73W) Pilot Power 2CT 190/50 ZR 17 (73W) Pilot Power 3 190/50 ZR 17 (73W) Power SuperSport	
ZX-10 R Ninja / ABS	2006-2013	120/70 ZR 17 (58W) TL	190/55 ZR 17 (75W) TL	120/70 ZR 17 (58W) Pilot Power 120/70 ZR 17 (58W) Pilot Power 2CT 120/70 ZR 17 (58W) Pilot Power 3 120/70 ZR 17 (58W) Power SuperSport	190/55 ZR 17 (75W) Pilot Power 190/55 ZR 17 (75W) Pilot Power 2CT 190/50 ZR 17 (73W) Pilot Power 3 190/50 ZR 17 (73W) Power SuperSport	
GPZ 1100	1995-1996	120/70 ZR 17 TL	170/60 ZR 17 TL	120/70 ZR 17 (58W) Pilot Road 2 120/70 ZR 17 (58W) Pilot Road 3 120/70 ZR 17 (58W) Pilot Power	170/60 ZR 17 (72W) Pilot Road 2 170/60 ZR 17 (72W) Pilot Road 3 170/60 ZR 17 (72W) Pilot Power	
ZRX 1100	1997-2000	120/70 ZR 17 (58W) TL	170/60 ZR 17 (72W) TL	120/70 ZR 17 (58W) Pilot Road 2 120/70 ZR 17 (58W) Pilot Road 3 120/70 ZR 17 (58W) Pilot Power	170/60 ZR 17 (72W) Pilot Road 2 170/60 ZR 17 (72W) Pilot Road 3 170/60 ZR 17 (72W) Pilot Power	
ZX-11 Ninja	1990-1992	120/70 ZR 17 TL	170/60 ZR 17 TL	120/70 ZR 17 (58W) Pilot Road 2 120/70 ZR 17 (58W) Pilot Road 3 120/70 ZR 17 (58W) Pilot Power	170/60 ZR 17 (72W) Pilot Road 2 170/60 ZR 17 (72W) Pilot Road 3 170/60 ZR 17 (72W) Pilot Power	
ZX-11 Ninja	1993-2001	120/70 ZR 17 (58W) TL	180/55 ZR 17 (73W) TL	120/70 ZR 17 (58W) Pilot Road 2 120/70 ZR 17 (58W) Pilot Road 3	180/55 ZR 17 (73W) Pilot Road 2 180/55 ZR 17 (73W) Pilot Road 3	
ZRX 1200 R / S	2001-2007	120/70 ZR 17 (58W) TL	180/55 ZR 17 (73W) TL	120/70 ZR 17 (58W) Pilot Road 2 120/70 ZR 17 (58W) Pilot Road 3 120/70 ZR 17 (58W) Pilot Power 120/70 ZR 17 (58W) Pilot Power 2CT 120/70 ZR 17 (58W) Pilot Power 3 120/70 ZR 17 (58W) Power SuperSport	180/55 ZR 17 (73W) Pilot Road 2 180/55 ZR 17 (73W) Pilot Road 3 180/55 ZR 17 (73W) Pilot Power 180/55 ZR 17 (73W) Pilot Power 2CT 180/55 ZR 17 (73W) Pilot Power 3 180/55 ZR 17 (73W) Power SuperSport	
ZZ-R 1200	2002-2005	120/70 ZR 17 (58W) TL	180/55 ZR 17 (73W) TL	120/70 ZR 17 (58W) Pilot Road 2 120/70 ZR 17 (58W) Pilot Road 3	180/55 ZR 17 (73W) Pilot Road 2 180/55 ZR 17 (73W) Pilot Road 3	
ZX-14 R Ninja	2006-2012	120/70 ZR 17 TL	190/50 ZR 17 TL	120/70 ZR 17 (58W) Pilot Power 3	190/50 ZR 17 (73W) Pilot Power 3	
Concours 14 / 14 ABS	2007-2013	120/70 ZR 17 (58W) TL	190/50 ZR 17 (73W) TL	120/70 ZR 17 (58W) Pilot Road 2 120/70 ZR 17 (58W) Pilot Road 3	190/50 ZR 17 (73W) Pilot Road 2 190/50 ZR 17 (73W) Pilot Road 3	
VN 1500 A / C Vulcan / Vulcan 88 / 1500L	1987-1999	100/90 B19 57H	150/90 B15 74H	100/90 B19 57H Commander II	150/90 B15 74H Commander II	19MF / 15MJ
VN 1500 D / E / N / T Vulcan 1500 Classic	1996-2008	130/90 B16 73H Reinf.	150/80 B16 77H Reinf.	130/90 B16 73H Commander II	150/80 B16 77H Reinf. Commander II	16MI / 16MI2
VN1500 Vulcan Drifter	1999-2006	130/90 B16 73H Reinf.	150/80 B16 77H Reinf.	130/90 B16 73H Commander II	150/80 B16 77H Reinf. Commander II	16MI / 16MI2
125 LC2	1997-1999	2.75-21	4.10-18	90/90-21 54S T63	110/80-18 58S T63	21MD / 18MF
620 Duke	1994-1996	120/70 VR 17 TL	150/60 VR 17 TL	120/70 ZR 17 (58W) Pilot Power	150/60 ZR 17 (66W) Pilot Power	17MF / 17MHR
625 LC4 SC Supermoto / SMC	2002-2006	120/70 ZR 17	160/60 ZR 17	120/70 ZR 17 (58W) Pilot Power 120/70 ZR 17 (58W) Pilot Power 2CT 120/70 ZR 17 (58W) Pilot Power 3	160/60 ZR 17 (69W) Pilot Power 160/60 ZR 17 (69W) Pilot Power 2CT 160/60 ZR 17 (69W) Pilot Power 3	17MF / 17MHR
640 LC4 Duke / Duke II	1999-2006	120/70 ZR 17	160/60 ZR 17	120/70 ZR 17 (58W) Pilot Power 120/70 ZR 17 (58W) Pilot Power 2CT 120/70 ZR 17 (58W) Pilot Power 3	160/60 ZR 17 (69W) Pilot Power 160/60 ZR 17 (69W) Pilot Power 2CT 160/60 ZR 17 (69W) Pilot Power 3	17MF / 17MHR
640 LC4 Supermoto	1999-2006	120/70 ZR 17	160/60 ZR 17	120/70 ZR 17 (58W) Pilot Power 120/70 ZR 17 (58W) Pilot Power 2CT 120/70 ZR 17 (58W) Pilot Power 3	160/60 ZR 17 (69W) Pilot Power 160/60 ZR 17 (69W) Pilot Power 2CT 160/60 ZR 17 (69W) Pilot Power 3	17MF / 17MHR
660 SMC	2003-2005	120/70 ZR 17	160/60 ZR 17	120/70 ZR 17 (58W) Pilot Power 120/70 ZR 17 (58W) Pilot Power 2CT 120/70 ZR 17 (58W) Pilot Power 3	160/60 ZR 17 (69W) Pilot Power 160/60 ZR 17 (69W) Pilot Power 2CT 160/60 ZR 17 (69W) Pilot Power 3	17MF / 17MHR
690 Duke	2007-2013	120/70 R 17 58 H TL	160/60 R 17 69H TL	120/70 ZR 17 (58W) Pilot Road 2 120/70 ZR 17 (58W) Pilot Road 3 120/70 ZR 17 (58W) Pilot Power 120/70 ZR 17 (58W) Pilot Power 2CT 120/70 ZR 17 (58W) Pilot Power 3	160/60 ZR 17 (69W) Pilot Road 2 160/60 ZR 17 (69W) Pilot Road 3 160/60 ZR 17 (69W) Pilot Power 160/60 ZR 17 (69W) Pilot Power 2CT 160/60 ZR 17 (69W) Pilot Power 3	17MF / 17MHR
690 Duke R	2008-2010	120/70 R 17 58 H TL	160/60 R 17 69H TL	120/70 ZR 17 (58W) Pilot Road 2 120/70 ZR 17 (58W) Pilot Road 3 120/70 ZR 17 (58W) Pilot Power 120/70 ZR 17 (58W) Pilot Power 2CT 120/70 ZR 17 (58W) Pilot Power 3	160/60 ZR 17 (69W) Pilot Road 2 160/60 ZR 17 (69W) Pilot Road 3 160/60 ZR 17 (69W) Pilot Power 160/60 ZR 17 (69W) Pilot Power 2CT 160/60 ZR 17 (69W) Pilot Power 3	
690 SMC	2008-2010	120/70 ZR 17	160/60 ZR 17	120/70 ZR 17 (58W) Pilot Power 120/70 ZR 17 (58W) Pilot Power 2CT 120/70 ZR 17 (58W) Pilot Power 3	160/60 ZR 17 (69W) Pilot Power 160/60 ZR 17 (69W) Pilot Power 2CT 160/60 ZR 17 (69W) Pilot Power 3	17MF / 17MHR
690 SMR	2007-2008	120/70 R 17 58 H TL	160/60 R 17 69H TL	120/70 ZR 17 (58W) Pilot Power 120/70 ZR 17 (58W) Pilot Power 2CT 120/70 ZR 17 (58W) Pilot Power 3	160/60 ZR 17 (69W) Pilot Power 160/60 ZR 17 (69W) Pilot Power 2CT 160/60 ZR 17 (69W) Pilot Power 3	17MF / 17MHR
950 Supermoto	2005-2008	120/70 ZR 17 TL	180/55 ZR 17 TL	120/70 ZR 17 (58W) Pilot Power 120/70 ZR 17 (58W) Pilot Power 2CT 120/70 ZR 17 (58W) Pilot Power 3 120/70 ZR 17 (58W) Power SuperSport	180/55 ZR 17 (73W) Pilot Power 180/55 ZR 17 (73W) Pilot Power 2CT 180/55 ZR 17 (73W) Pilot Power 3 180/55 ZR 17 (73W) Power SuperSport	
990 Super Duke	2005-2010	120/70 ZR 17 (58W) TL	180/55 ZR 17 (73W) TL	120/70 ZR 17 (58W) Pilot Road 2 120/70 ZR 17 (58W) Pilot Road 3 120/70 ZR 17 (58W) Pilot Power 120/70 ZR 17 (58W) Pilot Power 2CT 120/70 ZR 17 (58W) Pilot Power 3 120/70 ZR 17 (58W) Power SuperSport	180/55 ZR 17 (73W) Pilot Road 2 180/55 ZR 17 (73W) Pilot Road 3 180/55 ZR 17 (73W) Pilot Power 180/55 ZR 17 (73W) Pilot Power 2CT 180/55 ZR 17 (73W) Pilot Power 3 180/55 ZR 17 (73W) Power SuperSport	
990 Super Duke R	2007-2010	120/70 ZR 17 (58W) TL	180/55 ZR 17 (73W) TL	120/70 ZR 17 (58W) Pilot Road 2 120/70 ZR 17 (58W) Pilot Road 3 120/70 ZR 17 (58W) Pilot Power 120/70 ZR 17 (58W) Pilot Power 2CT 120/70 ZR 17 (58W) Pilot Power 3 120/70 ZR 17 (58W) Power SuperSport	180/55 ZR 17 (73W) Pilot Road 2 180/55 ZR 17 (73W) Pilot Road 3 180/55 ZR 17 (73W) Pilot Power 180/55 ZR 17 (73W) Pilot Power 2CT 180/55 ZR 17 (73W) Pilot Power 3 180/55 ZR 17 (73W) Power SuperSport	
990 SM T	2012-2013	120/70 ZR 17 58 W	180/55 ZR 17 73 W	120/70 ZR 17 (58W) Pilot Road 2 120/70 ZR 17 (58W) Pilot Road 3 120/70 ZR 17 (58W) Pilot Power 120/70 ZR 17 (58W) Pilot Power 2CT 120/70 ZR 17 (58W) Pilot Power 3 120/70 ZR 17 (58W) Power SuperSport	180/55 ZR 17 (73W) Pilot Road 2 180/55 ZR 17 (73W) Pilot Road 3 180/55 ZR 17 (73W) Pilot Power 180/55 ZR 17 (73W) Pilot Power 2CT 180/55 ZR 17 (73W) Pilot Power 3 180/55 ZR 17 (73W) Power SuperSport	

KTM



Model Name	Year	OE Front	OE Rear	Michelin Front	Michelin Rear	Tube F/R
1190 RC8 / R / Race Spec	2008-2013	120/70 ZR 17 (58W) TL	190/55 ZR 17 (75W) TL	120/70 ZR 17 (58W) Pilot Power 120/70 ZR 17 (58W) Pilot Power 2CT 120/70 ZR 17 (58W) Pilot Power 3 120/70 ZR 17 (58W) Power SuperSport	190/55 ZR 17 (75W) Pilot Power 190/55 ZR 17 (75W) Pilot Power 2CT 190/55 ZR 17 (75W) Pilot Power 3 190/55 ZR 17 (75W) Power SuperSport	
650 Diamante	1997-1998	120/60 ZR 17 TL	170/60 ZR 17 TL	120/60 ZR 17 (55W) Pilot Road 2 120/60 ZR 17 (55W) Pilot Road 3 120/60 ZR 17 (55W) Pilot Power	170/60 ZR 17 (72W) Pilot Road 2 170/60 ZR 17 (72W) Pilot Road 3 170/60 ZR 17 (72W) Pilot Power	
650 Formula	1996	120/60 ZR 17 TL	160/60 ZR 17 TL	120/60 ZR 17 (55W) Pilot Road 2 120/60 ZR 17 (55W) Pilot Road 3 120/60 ZR 17 (55W) Pilot Power 120/60 ZR 17 (55W) Pilot Power 2CT 120/60 ZR 17 (55W) Pilot Power 3	160/60 ZR 17 (69W) Pilot Road 2 160/60 ZR 17 (69W) Pilot Road 3 160/60 ZR 17 (69W) Pilot Power 160/60 ZR 17 (69W) Pilot Power 2CT 160/60 ZR 17 (69W) Pilot Power 3	
650 Ghost	1996	120/60 ZR 17 TL	170/60 ZR 17 TL	120/60 ZR 17 (55W) Pilot Road 2 120/60 ZR 17 (55W) Pilot Road 3 120/60 ZR 17 (55W) Pilot Power	170/60 ZR 17 (72W) Pilot Road 2 170/60 ZR 17 (72W) Pilot Road 3 170/60 ZR 17 (72W) Pilot Power	
650 Sport	1992-1996	120/60 ZR 17 TL	170/60 ZR 17 TL	120/60 ZR 17 (55W) Pilot Road 2 120/60 ZR 17 (55W) Pilot Road 3 120/60 ZR 17 (55W) Pilot Power	170/60 ZR 17 (72W) Pilot Road 2 170/60 ZR 17 (72W) Pilot Road 3 170/60 ZR 17 (72W) Pilot Power	
750 Ghost / Strike	1997-2001	120/60 ZR 17 TL 120/70 ZR 17 TL	170/60 ZR 17 TL 160/60 ZR 17 TL	120/60 ZR 17 (55W) Pilot Road 2 120/60 ZR 17 (55W) Pilot Road 3 120/70 ZR 17 (58W) Pilot Road 2 120/70 ZR 17 (58W) Pilot Road 3	170/60 ZR 17 (72W) Pilot Road 2 170/60 ZR 17 (72W) Pilot Road 3 160/60 ZR 17 (69W) Pilot Road 2 160/60 ZR 17 (69W) Pilot Road 3	
750 S Sport / Formula	1997-2001	120/60 ZR 17 TL	160/60 ZR 17 TL	120/60 ZR 17 (55W) Pilot Road 2 120/60 ZR 17 (55W) Pilot Road 3 120/60 ZR 17 (55W) Pilot Power 120/60 ZR 17 (55W) Pilot Power 2CT 120/60 ZR 17 (55W) Pilot Power 3 120/70 ZR 17 (58W) Pilot Road 2 120/70 ZR 17 (58W) Pilot Road 3 120/70 ZR 17 (58W) Pilot Power	160/60 ZR 17 (69W) Pilot Road 2 160/60 ZR 17 (69W) Pilot Road 3 160/60 ZR 17 (69W) Pilot Power 160/60 ZR 17 (69W) Pilot Power 2CT 160/60 ZR 17 (69W) Pilot Power 3 170/60 ZR 17 (72W) Pilot Road 2 170/60 ZR 17 (72W) Pilot Road 3 170/60 ZR 17 (72W) Pilot Power	
Lynx 650	2001	120/70 ZR 17 TL	160/60 ZR 17 TL	120/70 ZR 17 (58W) Pilot Road 2 120/70 ZR 17 (58W) Pilot Road 3	160/60 ZR 17 (69W) Pilot Road 2 160/60 ZR 17 (69W) Pilot Road 3	
V7 Classic / Café Classic / Racer / Stone / Special Bellagio	2010-2013	100/90 H 18	130/80 H 17	100/90-18 56H Pilot Activ	130/80-17 65H Pilot Activ	
Daytona 1000 / RS	1991-1998	120/70 ZR 17 TL	160/60 ZR 18 TL	120/70 ZR 18 (59W) Pilot Road 2 120/70 ZR 18 (59W) Pilot Road 3	180/55 ZR 17 (73W) Pilot Road 2 180/55 ZR 17 (73W) Pilot Road 3	
Quota 1000	1990-1997	90/90-21	130/80-17	90/90-21 54V Anakee III	130/80 R 17 65H Anakee III	21MD / 17MH
V 10 Centauro	1997-2001	120/70 ZR 17 TL	160/60 ZR 17 TL	120/70 ZR 17 (58W) Pilot Road 2 120/70 ZR 17 (58W) Pilot Road 3	160/60 ZR 17 (69W) Pilot Road 2 160/60 ZR 17 (69W) Pilot Road 3	
Breva V 1100 / 1200	2004-2012	120/70 ZR 17 (58W) TL	180/55 ZR 17 (73W) TL	120/70 ZR 17 (58W) Pilot Road 2 120/70 ZR 17 (58W) Pilot Road 3 120/70 ZR 17 (58W) Pilot Power 120/70 ZR 17 (58W) Pilot Power 2CT 120/70 ZR 17 (58W) Pilot Power 3 120/70 ZR 17 (58W) Power SuperSport	180/55 ZR 17 (73W) Pilot Road 2 180/55 ZR 17 (73W) Pilot Road 3 180/55 ZR 17 (73W) Pilot Power 180/55 ZR 17 (73W) Pilot Power 2CT 180/55 ZR 17 (73W) Pilot Power 3 180/55 ZR 17 (73W) Power SuperSport	
Griso 1100	2005-2012	120/70 ZR 17 TL	180/55 ZR 17 TL	120/70 ZR 17 (58W) Pilot Road 2 120/70 ZR 17 (58W) Pilot Road 3 120/70 ZR 17 (58W) Pilot Power 120/70 ZR 17 (58W) Pilot Power 2CT 120/70 ZR 17 (58W) Pilot Power 3 120/70 ZR 17 (58W) Power SuperSport	180/55 ZR 17 (73W) Pilot Road 2 180/55 ZR 17 (73W) Pilot Road 3 180/55 ZR 17 (73W) Pilot Power 180/55 ZR 17 (73W) Pilot Power 2CT 180/55 ZR 17 (73W) Pilot Power 3 180/55 ZR 17 (73W) Power SuperSport	
Quota 1100 ES	1999-2002	90/90 H 21	130/80 H 17	90/90-21 54V Anakee III	130/80 R 17 65H Anakee III	21MD / 17MH
Sport 1100	1995-1996	120/70 ZR 17 TL	160/60 ZR 18 TL	120/70 ZR 17 (58W) Pilot Road 2 120/70 ZR 17 (58W) Pilot Road 3	160/60 ZR 18 (70W) Pilot Road 2 160/60 ZR 18 (70W) Pilot Road 3	
Griso 8V / SE	2010-2013	120/70 ZR 17 TL	180/55 ZR 17 TL	120/70 ZR 17 (58W) Pilot Road 2 120/70 ZR 17 (58W) Pilot Road 3 120/70 ZR 17 (58W) Pilot Power 120/70 ZR 17 (58W) Pilot Power 2CT 120/70 ZR 17 (58W) Pilot Power 3 120/70 ZR 17 (58W) Power SuperSport	180/55 ZR 17 (73W) Pilot Road 2 180/55 ZR 17 (73W) Pilot Road 3 180/55 ZR 17 (73W) Pilot Power 180/55 ZR 17 (73W) Pilot Power 2CT 180/55 ZR 17 (73W) Pilot Power 3 180/55 ZR 17 (73W) Power SuperSport	
Norge 1200	2006-2009	120/70 ZR 17 TL	180/55 ZR 17 TL	120/70 ZR 17 (58W) Pilot Road 2 120/70 ZR 17 (58W) Pilot Road 3	180/55 ZR 17 (73W) Pilot Road 2 180/55 ZR 17 (73W) Pilot Road 3	
Norge 1200 GT / GT 8V	2010-2013	120/70 ZR 17 TL	180/55 ZR 17 TL	120/70 ZR 17 (58W) Pilot Road 2 120/70 ZR 17 (58W) Pilot Road 3	180/55 ZR 17 (73W) Pilot Road 2 180/55 ZR 17 (73W) Pilot Road 3	
Sport 1200	2008	120/70 ZR 17 (58W) TL	180/55 ZR 17 (73W) TL	120/70 ZR 17 (58W) Pilot Road 2 120/70 ZR 17 (58W) Pilot Road 3 120/70 ZR 17 (58W) Pilot Power 120/70 ZR 17 (58W) Pilot Power 2CT 120/70 ZR 17 (58W) Pilot Power 3 120/70 ZR 17 (58W) Power SuperSport	180/55 ZR 17 (73W) Pilot Road 2 180/55 ZR 17 (73W) Pilot Road 3 180/55 ZR 17 (73W) Pilot Power 180/55 ZR 17 (73W) Pilot Power 2CT 180/55 ZR 17 (73W) Pilot Power 3 180/55 ZR 17 (73W) Power SuperSport	
Stelvio 1200 4V	2010-2012	110/80 R 19 59 V TL	180/55 ZR 17 TL	110/80 R 19 59V Pilot Road 3	180/55 ZR 17 (73W) Pilot Road 3	
Stelvio 1200 ABS / NTX	2010-2013	110/80 R 19 59 V TL	150/70 ZR 17 TL	110/80 R 19 59V Pilot Road 3 110/80 R 19 59V Anakee III 110/80 R 19 59V Pilot Road 3 Trail	150/70 R 17 69V Pilot Road 3 150/70 R 17 69V Anakee III 150/70 R 17 69V Pilot Road 3 Trail	
V11 Sport	2000-2001	120/70 ZR 17 TL	170/60 ZR 17 TL	120/70 ZR 17 (58W) Pilot Road 2 120/70 ZR 17 (58W) Pilot Road 3 120/70 ZR 17 (58W) Pilot Power	170/60 ZR 17 (72W) Pilot Road 2 170/60 ZR 17 (72W) Pilot Road 3 170/60 ZR 17 (72W) Pilot Power	
V11 (all types)	2002-2005	120/70 ZR 17 (58W) TL	180/55 ZR 17 (73W) TL	120/70 ZR 17 (58W) Pilot Road 2 120/70 ZR 17 (58W) Pilot Road 3 120/70 ZR 17 (58W) Pilot Power 120/70 ZR 17 (58W) Pilot Power 2CT 120/70 ZR 17 (58W) Pilot Power 3 120/70 ZR 17 (58W) Power SuperSport	180/55 ZR 17 (73W) Pilot Road 2 180/55 ZR 17 (73W) Pilot Road 3 180/55 ZR 17 (73W) Pilot Power 180/55 ZR 17 (73W) Pilot Power 2CT 180/55 ZR 17 (73W) Pilot Power 3 180/55 ZR 17 (73W) Power SuperSport	



MV Agusta

Model Name	Year	OE Front	OE Rear	Michelin Front	Michelin Rear	Tube F/R
Brutale 675	2013	120/70 ZR 17 (58W) TL	180/55 ZR 17 (73W) TL	120/70 ZR 17 (58W) Pilot Power 120/70 ZR 17 (58W) Pilot Power 2CT 120/70 ZR 17 (58W) Pilot Power 3 120/70 ZR 17 (58W) Power SuperSport	180/55 ZR 17 (73W) Pilot Power 180/55 ZR 17 (73W) Pilot Power 2CT 180/55 ZR 17 (73W) Pilot Power 3 180/55 ZR 17 (73W) Power SuperSport	
F3 675	2012-2013	120/70 ZR 17 TL	180/55 ZR 17 (73W) TL	120/70 ZR 17 (58W) Pilot Power 120/70 ZR 17 (58W) Pilot Power 2CT 120/70 ZR 17 (58W) Pilot Power 3 120/70 ZR 17 (58W) Power SuperSport	180/55 ZR 17 (73W) Pilot Power 180/55 ZR 17 (73W) Pilot Power 2CT 180/55 ZR 17 (73W) Pilot Power 3 180/55 ZR 17 (73W) Power SuperSport	
F4 Brutale S 750	2001-2005	120/65 ZR 17 (56W) TL	190/50 ZR 17 (73W) TL	120/65 ZR 17 (56W) Pilot Power	190/50 ZR 17 (73W) Pilot Power	
F4 Brutale S 750	2001-2005	120/65 ZR 17 (56W) TL	180/55 ZR 17 (73W) TL	120/65 ZR 17 (56W) Pilot Power	180/55 ZR 17 (73W) Pilot Power	
F4 750	1999-2005	120/65 ZR 17 TL	190/50 ZR 17 TL	120/65 ZR 17 (56W) Pilot Power	190/50 ZR 17 (73W) Pilot Power	
F4 750 SPR	2004-2005	120/65 ZR 17 TL	180/55 ZR 17 TL	120/65 ZR 17 (56W) Pilot Power	180/55 ZR 17 (73W) Pilot Power	
Brutale 800	2013	120/70 ZR 17 (58W) TL	180/55 ZR 17 (73W) TL	120/70 ZR 17 (58W) Pilot Power 120/70 ZR 17 (58W) Pilot Power 2CT 120/70 ZR 17 (58W) Pilot Power 3 120/70 ZR 17 (58W) Power SuperSport	180/55 ZR 17 (73W) Pilot Power 180/55 ZR 17 (73W) Pilot Power 2CT 180/55 ZR 17 (73W) Pilot Power 3 180/55 ZR 17 (73W) Power SuperSport	
Brutale 910 S	2006-2008	120/65 ZR 17 TL	190/50 ZR 17 (73W) TL	120/65 ZR 17 (56W) Pilot Power 120/65 ZR 17 (56W) Pilot Power A 120/70 ZR 17 (58W) Pilot Power 2CT 120/70 ZR 17 (58W) Pilot Power 3 120/70 ZR 17 (58W) Power SuperSport	190/50 ZR 17 (73W) Pilot Power 190/50 ZR 17 (73W) Pilot Power 190/55 ZR 17 (75W) Pilot Power 2CT 190/55 ZR 17 (75W) Pilot Power 3 190/55 ZR 17 (75W) Power SuperSport	
F4 / F4R / F4RR / Freccia Tricolor	2010-2012	120/70 ZR 17 (58W) TL	190/55 ZR 17 (75W) TL	120/70 ZR 17 (58W) Pilot Power 120/70 ZR 17 (58W) Pilot Power 2CT 120/70 ZR 17 (58W) Pilot Power 3 120/70 ZR 17 (58W) Power SuperSport	190/55 ZR 17 (75W) Pilot Power 190/55 ZR 17 (75W) Pilot Power 2CT 190/55 ZR 17 (75W) Pilot Power 3 190/55 ZR 17 (75W) Power SuperSport	
F4 1000	2004-2007	120/70 ZR 17 TL	190/50 ZR 17 TL	120/70 ZR 17 (58W) Pilot Power 120/70 ZR 17 (58W) Pilot Power A 120/70 ZR 17 (58W) Pilot Power 2CT 120/70 ZR 17 (58W) Power SuperSport 120/70 ZR 17 (58W) Pilot Power 3	190/50 ZR 17 (73W) Pilot Power 190/50 ZR 17 (73W) Pilot Power 190/50 ZR 17 (73W) Pilot Power 2CT 190/50 ZR 17 (73W) Power SuperSport 190/50 ZR 17 (73W) Pilot Power 3	
F4 1000 Ago	2004-2005	120/70 ZR 17 TL	180/55 ZR 17 TL	120/70 ZR 17 (58W) Pilot Power 120/70 ZR 17 (58W) Pilot Power 2CT 120/70 ZR 17 (58W) Pilot Power 3 120/70 ZR 17 (58W) Power SuperSport	180/55 ZR 17 (73W) Pilot Power 180/55 ZR 17 (73W) Pilot Power 2CT 180/55 ZR 17 (73W) Pilot Power 3 180/55 ZR 17 (73W) Power SuperSport	
F4 312	2008-2009	120/70 ZR 17 (58W) TL	190/55 ZR 17 (75W) TL	120/70 ZR 17 (58W) Pilot Power 120/70 ZR 17 (58W) Pilot Power 2CT 120/70 ZR 17 (58W) Pilot Power 3 120/70 ZR 17 (58W) Power SuperSport	190/55 ZR 17 (75W) Pilot Power 190/55 ZR 17 (75W) Pilot Power 2CT 190/55 ZR 17 (75W) Pilot Power 3 190/55 ZR 17 (75W) Power SuperSport	
Brutale 1078 RR / 989R / 910R	2008-2009	120/70 ZR 17 (58W) TL	190/55 ZR 17 (75W) TL	120/70 ZR 17 (58W) Pilot Power 120/70 ZR 17 (58W) Pilot Power 2CT 120/70 ZR 17 (58W) Pilot Power 3 120/70 ZR 17 (58W) Power SuperSport	190/55 ZR 17 (75W) Pilot Power 190/55 ZR 17 (75W) Pilot Power 2CT 190/55 ZR 17 (75W) Pilot Power 3 190/55 ZR 17 (75W) Power SuperSport	
Brutale 990R	2010-2011	120/70 ZR 17 (58W) TL	190/55 ZR 17 (75W) TL	120/70 ZR 17 (58W) Pilot Power 120/70 ZR 17 (58W) Pilot Power 2CT 120/70 ZR 17 (58W) Pilot Power 3 120/70 ZR 17 (58W) Power SuperSport	190/55 ZR 17 (75W) Pilot Power 190/55 ZR 17 (75W) Pilot Power 2CT 190/55 ZR 17 (75W) Pilot Power 3 190/55 ZR 17 (75W) Power SuperSport	
Brutale 1090 R / RR	2010-2013	120/70 ZR 17 (58W) TL	190/55 ZR 17 (75W) TL	120/70 ZR 17 (58W) Pilot Power 120/70 ZR 17 (58W) Pilot Power 2CT 120/70 ZR 17 (58W) Pilot Power 3 120/70 ZR 17 (58W) Power SuperSport	190/55 ZR 17 (75W) Pilot Power 190/55 ZR 17 (75W) Pilot Power 2CT 190/55 ZR 17 (75W) Pilot Power 3 190/55 ZR 17 (75W) Power SuperSport	
660 Skorpion Supersport	1995	120/60 VR 17 TL	160/60 VR 17 TL	120/60 ZR 17 (55W) Pilot Road 2 120/60 ZR 17 (55W) Pilot Road 3 120/60 ZR 17 (55W) Pilot Power	160/60 ZR 17 (69W) Pilot Road 2 160/60 ZR 17 (69W) Pilot Road 3 160/60 ZR 17 (69W) Pilot Power	
Baghira Streetmoto	2001-2005	120/70 VR 17 TL	160/60 VR 17 TL	120/70 ZR 17 (58W) Pilot Road 2 120/70 ZR 17 (58W) Pilot Road 3	160/60 ZR 17 (69W) Pilot Road 2 160/60 ZR 17 (69W) Pilot Road 3	
660 Supermoto	2008	120/70 VR 17 TL	160/60 VR 17 TL	120/70 ZR 17 (58W) Pilot Road 2 120/70 ZR 17 (58W) Pilot Road 3	160/60 ZR 17 (69W) Pilot Road 2 160/60 ZR 17 (69W) Pilot Road 3	
Mastiff	1997-1999	120/60 ZR 17 TL	160/60 ZR 17 TL	120/60 ZR 17 (55W) Pilot Road 2 120/60 ZR 17 (55W) Pilot Road 3 120/60 ZR 17 (55W) Pilot Power	160/60 ZR 17 (69W) Pilot Road 2 160/60 ZR 17 (69W) Pilot Road 3 160/60 ZR 17 (69W) Pilot Power	
Mastiff	2000-2004	120/60 ZR 17 TL	150/60 ZR 17 TL	120/60 ZR 17 (55W) Pilot Power	150/60 ZR 17 (66W) Pilot Power	
Skorpion (all types)	1996-2004	110/70 ZR 17 TL	150/60 ZR 17 TL	110/70 ZR 17 (54W) Pilot Power	150/60 ZR 17 (66W) Pilot Power	
Skorpion Replica	1996-1999	120/60 ZR 17 TL	160/60 ZR 17 TL	120/60 ZR 17 (55W) Pilot Road 2 120/60 ZR 17 (55W) Pilot Road 3 120/60 ZR 17 (55W) Pilot Power	160/60 ZR 17 (69W) Pilot Road 2 160/60 ZR 17 (69W) Pilot Road 3 160/60 ZR 17 (69W) Pilot Power	
1000 S / SF / ST	2005-2008	120/70 ZR 17 (58W) TL	180/55 ZR 17 (73W) TL	120/70 ZR 17 (58W) Pilot Road 2 120/70 ZR 17 (58W) Pilot Road 3 120/70 ZR 17 (58W) Pilot Power 120/70 ZR 17 (58W) Pilot Power 2CT 120/70 ZR 17 (58W) Pilot Power 3 120/70 ZR 17 (58W) Power SuperSport	180/55 ZR 17 (73W) Pilot Road 2 180/55 ZR 17 (73W) Pilot Road 3 180/55 ZR 17 (73W) Pilot Power 180/55 ZR 17 (73W) Pilot Power 2CT 180/55 ZR 17 (73W) Pilot Power 3 180/55 ZR 17 (73W) Power SuperSport	
RGV 250 / Gamma	1991-1998	110/70 HR 17 TL	150/60 HR 17 TL	110/70 ZR 17 (54W) Pilot Power	150/60 ZR 17 (66W) Pilot Power	
DR-Z 400SM	2005-2008	120/70 R 17	140/70 R 17	120/70 ZR 17 (58W) Pilot Power	150/60 ZR 17 (66W) Pilot Power	17 MG / 17MHR
GSX-R 400 R	1991-1993	120/60 VR 17 TL	160/60 VR 17 TL	120/60 ZR 17 (55W) Pilot Road 2 120/60 ZR 17 (55W) Pilot Road 3 120/60 ZR 17 (55W) Pilot Power 120/60 ZR 17 (55W) Pilot Power 2CT 120/60 ZR 17 (55W) Pilot Power 3	160/60 ZR 17 (69W) Pilot Road 2 160/60 ZR 17 (69W) Pilot Road 3 160/60 ZR 17 (69W) Pilot Power 160/60 ZR 17 (69W) Pilot Power 2CT 160/60 ZR 17 (69W) Pilot Power 3	
DR 600	1985-1991	90/90-21	130/80-17	90/90-21 54S T63 90/90-21 54V Anakee III	130/80-17 65S T63	21MD / 17MI
GSF 600 N/S Bandit	2000-2004	120/60 ZR 17 TL	160/60 ZR 17 TL	120/60 ZR 17 (55W) Pilot Road 2 120/60 ZR 17 (55W) Pilot Road 3 120/60 ZR 17 (55W) Pilot Power 120/70 ZR 17 (58W) Pilot Power 2CT 120/60 ZR 17 (55W) Pilot Power 3	160/60 ZR 17 (69W) Pilot Road 2 160/60 ZR 17 (69W) Pilot Road 3 160/60 ZR 17 (69W) Pilot Power 160/60 ZR 17 (69W) Pilot Power 2CT 160/60 ZR 17 (69W) Pilot Power 3	
GSX 600 F Katana	1998-2004	120/70 ZR 17 (58W) TL	150/70 ZR 17 (69W) TL	120/70 ZR 17 (58W) Pilot Road 2 120/70 ZR 17 (58W) Pilot Road 3	150/70 ZR 17 (69W) Pilot Road 2 150/70 ZR 17 (69W) Pilot Road 3	

MZ

Suzuki



Model Name	Year	OE Front	OE Rear	Michelin Front	Michelin Rear	Tube F/R
GSX-R 600	2001–2013	120/70 ZR 17 (58W) TL	180/55 ZR 17 (73W) TL	120/70 ZR 17 (58W) Pilot Road 2 120/70 ZR 17 (58W) Pilot Road 3 120/70 ZR 17 (58W) Pilot Power 120/70 ZR 17 (58W) Pilot Power 2CT 120/70 ZR 17 (58W) Pilot Power 3 120/70 ZR 17 (58W) Power SuperSport	180/55 ZR 17 (73W) Pilot Road 2 180/55 ZR 17 (73W) Pilot Road 3 180/55 ZR 17 (73W) Pilot Power 180/55 ZR 17 (73W) Pilot Power 2CT 180/55 ZR 17 (73W) Pilot Power 3 180/55 ZR 17 (73W) Power SuperSport	
RF 600	1993–1995	120/70 ZR 17 (58W) TL	160/60 ZR 17 TL	120/70 ZR 17 (58W) Pilot Road 2 120/70 ZR 17 (58W) Pilot Road 3 120/70 ZR 17 (58W) Pilot Power 120/70 ZR 17 (58W) Pilot Power 2CT 120/70 ZR 17 (58W) Pilot Power 3	160/60 ZR 17 (69W) Pilot Road 2 160/60 ZR 17 (69W) Pilot Road 3 160/60 ZR 17 (69W) Pilot Power 160/60 ZR 17 (69W) Pilot Power 2CT 160/60 ZR 17 (69W) Pilot Power 3	
DL 650 V-Strom / ABS	2004–2011	110/80 R 19 59H TL	150/70 R 17 69H TL	110/80 R 19 59H Anakee III 110/80 R 19 59V Pilot Road 3 Trail	150/70 R 17 69H Anakee III 150/70 R 17 69V Pilot Road 3 Trail	
DR 650 / SE	1990–2013	90/90-21	120/90 S 17	90/90-21 54S T63 90/90-21 54S Anakee III 90/90-21 54S Anakee III	130/80-17 65S T63 120/90-17 64S Anakee III 130/80 R 17 65S Anakee III	21MD / 17MI
GSF 650 Bandit	2005–2008	120/70 ZR 17 TL	160/60 ZR 17 TL	120/70 ZR 17 (58W) Pilot Road 2 120/70 ZR 17 (58W) Pilot Road 3 120/70 ZR 17 (58W) Pilot Power 120/70 ZR 17 (58W) Pilot Power 2CT 120/70 ZR 17 (58W) Pilot Power 3	160/60 ZR 17 (69W) Pilot Road 2 160/60 ZR 17 (69W) Pilot Road 3 160/60 ZR 17 (69W) Pilot Power 160/60 ZR 17 (69W) Pilot Power 2CT 160/60 ZR 17 (69W) Pilot Power 3	
GSX 650 F / ABS	2008–2011	120/70 ZR 17 (58W) TL	160/60 ZR 17 (69W) TL	120/70 ZR 17 (58W) Pilot Road 2 120/70 ZR 17 (58W) Pilot Road 3 120/70 ZR 17 (58W) Pilot Power 120/60 ZR 17 (55W) Pilot Power 2CT 120/70 ZR 17 (58W) Pilot Power 3	160/60 ZR 17 (69W) Pilot Road 2 160/60 ZR 17 (69W) Pilot Road 3 160/60 ZR 17 (69W) Pilot Power 160/60 ZR 17 (69W) Pilot Power 2CT 160/60 ZR 17 (69W) Pilot Power 3	
SV 650 N / S / SA	1999–2011	120/60 ZR 17 TL	160/60 ZR 17 TL	120/60 ZR 17 (55W) Pilot Road 2 120/60 ZR 17 (55W) Pilot Road 3 120/60 ZR 17 (55W) Pilot Power 120/60 ZR 17 (55W) Pilot Power 2CT 120/70 ZR 17 (58W) Pilot Power 3	160/60 ZR 17 (69W) Pilot Road 2 160/60 ZR 17 (69W) Pilot Road 3 160/60 ZR 17 (69W) Pilot Power 160/60 ZR 17 (69W) Pilot Power 2CT 160/60 ZR 17 (69W) Pilot Power 3	
Gladius / SFV 650	2009–2013	120/70 ZR 17 (58W) TL	160/60 ZR 17 (69W) TL	120/70 ZR 17 (58W) Pilot Road 2 120/70 ZR 17 (58W) Pilot Road 3 120/70 ZR 17 (58W) Pilot Power 120/70 ZR 17 (58W) Pilot Power 2CT 120/70 ZR 17 (58W) Pilot Power 3	160/60 ZR 17 (69W) Pilot Road 2 160/60 ZR 17 (69W) Pilot Road 3 160/60 ZR 17 (69W) Pilot Power 160/60 ZR 17 (69W) Pilot Power 2CT 160/60 ZR 17 (69W) Pilot Power 3	
LS 650 Boulevard S40	2005–2012	100/90 B19 57H	140/90 B15 76H	100/90 B19 57H Commander II	140/90 B15 76H Commander II	19MF / 15MJ
LS 650 F / P Savage	1986–2004	100/90 B19 57H	140/90 B15 76H	100/90 B19 57H Commander II	140/90 B15 76H Commander II	19MF / 15MJ
GSX-F 750 Katana	1998–2006	120/70 ZR 17 TL	150/70 ZR 17 TL	120/70 ZR 17 (58W) Pilot Road 2 120/70 ZR 17 (58W) Pilot Road 3	150/70 ZR 17 (69W) Pilot Road 2 150/70 ZR 17 (69W) Pilot Road 3	
GSX-R 750	1988–1989	120/70 VR 17 TL	160/60 VR 17 TL	120/70 ZR 17 (58W) Pilot Road 2 120/70 ZR 17 (58W) Pilot Road 3 120/70 ZR 17 (58W) Pilot Power 120/70 ZR 17 (58W) Pilot Power 2CT 120/70 ZR 17 (58W) Pilot Power 3	160/60 ZR 17 (69W) Pilot Road 2 160/60 ZR 17 (69W) Pilot Road 3 160/60 ZR 17 (69W) Pilot Power 160/60 ZR 17 (69W) Pilot Power 2CT 160/60 ZR 17 (69W) Pilot Power 3	
GSX-R 750 R	1989	120/70 ZR 17 TL	170/60 ZR 17 TL	120/70 ZR 17 (58W) Pilot Road 2 120/70 ZR 17 (58W) Pilot Road 3 120/70 ZR 17 (58W) Pilot Power	170/60 ZR 17 (72W) Pilot Road 2 170/60 ZR 17 (72W) Pilot Road 3 170/60 ZR 17 (72W) Pilot Power	
GSX-R 750	1990–1993	120/70 VR 17 TL	170/60 VR 17 TL	120/70 ZR 17 (58W) Pilot Road 2 120/70 ZR 17 (58W) Pilot Road 3 120/70 ZR 17 (58W) Pilot Power	170/60 ZR 17 (72W) Pilot Road 2 170/60 ZR 17 (72W) Pilot Road 3 170/60 ZR 17 (72W) Pilot Power	
GSX-R 750	1994–1995	120/70 ZR 17 TL	180/55 ZR 17 TL	120/70 ZR 17 (58W) Pilot Road 2 120/70 ZR 17 (58W) Pilot Road 3 120/70 ZR 17 (58W) Pilot Power 120/70 ZR 17 (58W) Pilot Power 2CT 120/70 ZR 17 (58W) Pilot Power 3 120/70 ZR 17 (58W) Power SuperSport	180/55 ZR 17 (73W) Pilot Road 2 180/55 ZR 17 (73W) Pilot Road 3 180/55 ZR 17 (73W) Pilot Power 180/55 ZR 17 (73W) Pilot Power 2CT 180/55 ZR 17 (73W) Pilot Power 3 180/55 ZR 17 (73W) Power SuperSport	
GSX-R 750	1996–1999	120/70 ZR 17 (58W) TL	190/50 ZR 17 (73W) TL	120/70 ZR 17 (58W) Pilot Road 2 120/70 ZR 17 (58W) Pilot Road 3 120/70 ZR 17 (58W) Pilot Power 120/70 ZR 17 (58W) Pilot Power 2CT 120/70 ZR 17 (58W) Power SuperSport 120/70 ZR 17 (58W) Pilot Power 3	190/50 ZR 17 (73W) Pilot Road 2 190/50 ZR 17 (73W) Pilot Road 3 190/50 ZR 17 (73W) Pilot Power 190/50 ZR 17 (73W) Pilot Power 2CT 190/50 ZR 17 (73W) Power SuperSport 190/50 ZR 17 (73W) Pilot Power 3	
GSX-R 750	2000–2013	120/70 ZR 17 (58W) TL	180/55 ZR 17 (73W) TL	120/70 ZR 17 (58W) Pilot Power 120/70 ZR 17 (58W) Pilot Power 2CT 120/70 ZR 17 (58W) Pilot Power 3 120/70 ZR 17 (58W) Power SuperSport	180/55 ZR 17 (73W) Pilot Power 180/55 ZR 17 (73W) Pilot Power 2CT 180/55 ZR 17 (73W) Pilot Power 3 180/55 ZR 17 (73W) Power SuperSport	
VL 800 Intruder Volusia	2001–2004	130/90 B16 73H Reinf.	170/80 B15 77H	130/90 B16 73H Commander II	170/80 B15 77H Commander II	16MI / 15MJ
VL 800 Boulevard C50 / SE	2005–2013	130/90 B16 73H Reinf.	170/80 B15 77H	130/90 B16 73H Commander II	170/80 B15 77H Commander II	16MI / 15MJ
VL 800 B Boulevard C50 Black	2005–2008	130/90 B16 73H Reinf.	170/80 B15 77H	130/90 B16 73H Commander II	170/80 B15 77H Commander II	16MI / 15MJ
VL 800 T Boulevard C50T / Classic	2005–2013	130/90 B16 73H Reinf.	170/80 B15 77H	130/90 B16 73H Commander II	170/80 B15 77H Commander II	16MI / 15MJ
VS 800 Boulevard S50	2005–2009	100/90 B19 57H	140/90 B15 76H	100/90 B19 57H Commander II	140/90 B15 76H Commander II	19MF / 15MJ
VS 800 GL Intruder	2000–2004	100/90 B19 57H	140/90 B15 76H	100/90 B19 57H Commander II	140/90 B15 76H Commander II	19MF / 15MJ
VS 800 GL Intruder	1992–1999	80/90-21 54H Reinf.	140/90 B15 76H	80/90-21 54H Commander II	140/90 B15 76H Commander II	21MD / 15 MJ
VX 800	1990–1998	110/80 VR 18 TL	150/70 VR 17 TL	110/80 ZR 18 (58W) Pilot Road 2 110/80 ZR 18 (58W) Pilot Road 3	150/70 ZR 17 (69W) Pilot Road 2 150/70 ZR 17 (69W) Pilot Road 3	
VZ 800 Boulevard M50	2005–2009	130/90 B16 73H Reinf.	170/80 B15 77H	130/90 B16 73H Commander II	170/80 B15 77H Commander II	
VZ 800 Marauder	1997–2004	130/90 B16 73H Reinf.	140/90 B15 76H	130/90 B16 73H Commander II	140/90 B15 76H Commander II	
VZ 800 B Boulevard M50 Black	2005–2006	130/90 B16 73H Reinf.	170/80 B15 77H	130/90 B16 73H Commander II	170/80 B15 77H Commander II	
VZ 800 Z Boulevard M50	2007–2009	130/90 B16 73H Reinf.	170/80 B15 77H	130/90 B16 73H Commander II	170/80 B15 77H Commander II	
Limited / Special Ed.						
RF 900	1994–1995	120/70 ZR 17 TL	170/60 ZR 17 TL	120/70 ZR 17 (58W) Pilot Road 2 120/70 ZR 17 (58W) Pilot Road 3	170/60 ZR 17 (72W) Pilot Road 2 170/60 ZR 17 (72W) Pilot Road 3	
DL 1000 V-Strom	2002–2009	110/80 R 19 59H TL	150/70 R 17 69H TL	110/80 R 19 59H Anakee III 110/80 R 19 59V Pilot Road 3 Trail	150/70 R 17 69H Anakee III 150/70 R 17 69V Pilot Road 3 Trail	



Model Name	Year	OE Front	OE Rear	Michelin Front	Michelin Rear	Tube F/R
Street Triple 675 / Street Triple R	2008–2013	120/70 ZR 17 (58W) TL	180/55 ZR 17 (73W) TL	120/70 ZR 17 (58W) Pilot Road 2	180/55 ZR 17 (73W) Pilot Road 2	
				120/70 ZR 17 (58W) Pilot Road 3	180/55 ZR 17 (73W) Pilot Road 3	
				120/70 ZR 17 (58W) Pilot Power	180/55 ZR 17 (73W) Pilot Power	
				120/70 ZR 17 (58W) Pilot Power 2CT	180/55 ZR 17 (73W) Pilot Power 2CT	
				120/70 ZR 17 (58W) Pilot Power 3	180/55 ZR 17 (73W) Pilot Power 3	
				120/70 ZR 17 (58W) Power SuperSport	180/55 ZR 17 (73W) Power SuperSport	
Trident 750	1996–1998	120/70 ZR 17 TL	160/60 ZR 18 TL	120/70 ZR 17 (58W) Pilot Road 2	160/60 ZR 18 (70W) Pilot Road 2	
				120/70 ZR 17 (58W) Pilot Road 3	160/60 ZR 18 (70W) Pilot Road 3	
Speedmaster	2011–2012	100/90 B19 57H	170/80 B15 77H	100/90 B19 57H Commander II	170/80 B15 77H Commander II	
Adventurer 900	1999–2001	100/90 B19 57H	150/80 B16 77H Reinf.	100/90 B19 57H Commander II	150/80 B16 77H Reinf. Commander II	19MF / 16 MI
Thruxton 900	2004–2011	100/90-18	130/80-17	100/90-18 56H Pilot Activ	130/80-17 65H Pilot Activ	
Bonneville	2000–2008	100/90 H 19	130/80-17 65 H TL/TT	100/90-19 57H Pilot Activ	130/80-17 65H Pilot Activ	
Scrambler	2006–2013	100/90-19	130/80-17	100/90-19 57H Anakee III	130/80 R 17 65H Anakee III	19MF / 17MH
Bonneville America 900	2007–2009	110/90-18	130/80-17 65 H TL/TT	110/90-18 61V Pilot Activ	130/80-17 65H Pilot Activ	
Legend TT	1998–2000	120/70 ZR 17	160/60 ZR 17	120/70 ZR 17 (58W) Pilot Road 2	160/60 ZR 17 (69W) Pilot Road 2	
				120/70 ZR 17 (58W) Pilot Road 3	160/60 ZR 17 (69W) Pilot Road 3	
Daytona 900	1994–1996	120/70 ZR 17 (58W) TL	180/55 ZR 17 (73W) TL	120/70 ZR 17 (58W) Pilot Road 2	180/55 ZR 17 (73W) Pilot Road 2	
				120/70 ZR 17 (58W) Pilot Road 3	180/55 ZR 17 (73W) Pilot Road 3	
				120/70 ZR 17 (58W) Pilot Power	180/55 ZR 17 (73W) Pilot Power	
				120/70 ZR 17 (58W) Pilot Power 2CT	180/55 ZR 17 (73W) Pilot Power 2CT	
				120/70 ZR 17 (58W) Pilot Power 3	180/55 ZR 17 (73W) Pilot Power 3	
				120/70 ZR 17 (58W) Power SuperSport	180/55 ZR 17 (73W) Power SuperSport	
Sprint 900	1993–1995	120/70 ZR 17 (58W) TL	160/60 ZR 18 TL	120/70 ZR 17 (58W) Pilot Road 2	160/60 ZR 18 (70W) Pilot Road 2	
				120/70 ZR 17 (58W) Pilot Road 3	160/60 ZR 18 (70W) Pilot Road 3	
Sprint Executive / Sport	1996–1999	120/70 ZR 17 (58W) TL	170/60 ZR 17 (72W) TL	120/70 ZR 17 (58W) Pilot Road 2	170/60 ZR 17 (72W) Pilot Road 2	
Tiger 900	1993–1998	110/80-19	140/80-17	110/80 R 19 59H Anakee III	140/80 R 17 69H Anakee III	19MF / 17MI
Tiger 900	1999–2001	110/80 R 19	150/70 R 17	110/80 R 19 59V Anakee III	150/70 R 17 69V Anakee III	
Trident 900	1991–1998	120/70 ZR 17 TL	160/60 ZR 18 TL	120/70 ZR 17 (58W) Pilot Road 2	160/60 ZR 18 (70W) Pilot Road 2	
				120/70 ZR 17 (58W) Pilot Road 3	160/60 ZR 18 (70W) Pilot Road 3	
Trophy 900	1994–2000	120/70 ZR 17 TL	170/60 ZR 17 TL	120/70 ZR 17 (58W) Pilot Road 2	170/60 ZR 17 (72W) Pilot Road 2	
				120/70 ZR 17 (58W) Pilot Road 3	170/60 ZR 17 (72W) Pilot Road 3	
Daytona T 595 / 955 i	1997–2006	120/70 ZR 17 (58W) TL	190/50 ZR 17 (73W) TL	120/70 ZR 17 (58W) Pilot Road 2	190/50 ZR 17 (73W) Pilot Road 2	
				120/70 ZR 17 (58W) Pilot Road 3	190/50 ZR 17 (73W) Pilot Road 3	
				120/70 ZR 17 (58W) Pilot Power	190/50 ZR 17 (73W) Pilot Power	
				120/70 ZR 17 (58W) Pilot Power 2CT	190/50 ZR 17 (73W) Pilot Power 2CT	
				120/70 ZR 17 (58W) Power SuperSport	190/50 ZR 17 (73W) Power SuperSport	
				120/70 ZR 17 (58W) Pilot Power 3	190/50 ZR 17 (73W) Pilot Power 3	
Sprint RS	2000–2003	120/70 ZR 17 (58W) TL	180/55 ZR 17 (73W) TL	120/70 ZR 17 (58W) Pilot Road 2	180/55 ZR 17 (73W) Pilot Road 2	
				120/70 ZR 17 (58W) Pilot Road 3	180/55 ZR 17 (73W) Pilot Road 3	
				120/70 ZR 17 (58W) Pilot Power	180/55 ZR 17 (73W) Pilot Power	
				120/70 ZR 17 (58W) Pilot Power 2CT	180/55 ZR 17 (73W) Pilot Power 2CT	
				120/70 ZR 17 (58W) Pilot Power 3	180/55 ZR 17 (73W) Pilot Power 3	
				120/70 ZR 17 (58W) Power SuperSport	180/55 ZR 17 (73W) Power SuperSport	
Speed Triple	1994–1996	120/70 ZR 17 (58W) TL	180/55 ZR 17 (73W) TL	120/70 ZR 17 (58W) Pilot Road 2	180/55 ZR 17 (73W) Pilot Road 2	
				120/70 ZR 17 (58W) Pilot Road 3	180/55 ZR 17 (73W) Pilot Road 3	
				120/70 ZR 17 (58W) Pilot Power	180/55 ZR 17 (73W) Pilot Power	
				120/70 ZR 17 (58W) Pilot Power 2CT	180/55 ZR 17 (73W) Pilot Power 2CT	
				120/70 ZR 17 (58W) Pilot Power 3	180/55 ZR 17 (73W) Pilot Power 3	
				120/70 ZR 17 (58W) Power SuperSport	180/55 ZR 17 (73W) Power SuperSport	
Speed Triple	1997–2004	120/70 ZR 17 (58W) TL	190/50 ZR 17 (73W) TL	120/70 ZR 17 (58W) Pilot Road 2	190/50 ZR 17 (73W) Pilot Road 2	
				120/70 ZR 17 (58W) Pilot Road 3	190/50 ZR 17 (73W) Pilot Road 3	
				120/70 ZR 17 (58W) Pilot Power	190/50 ZR 17 (73W) Pilot Power	
				120/70 ZR 17 (58W) Pilot Power 2CT	190/50 ZR 17 (73W) Pilot Power 2CT	
				120/70 ZR 17 (58W) Pilot Power 3	190/50 ZR 17 (73W) Pilot Power 3	
				120/70 ZR 17 (58W) Power SuperSport	190/50 ZR 17 (73W) Power SuperSport	
Speed Triple	2005–2010	120/70 ZR 17 (58W) TL	180/55 ZR 17 (73W) TL	120/70 ZR 17 (58W) Pilot Road 2	180/55 ZR 17 (73W) Pilot Road 2	
				120/70 ZR 17 (58W) Pilot Road 3	180/55 ZR 17 (73W) Pilot Road 3	
				120/70 ZR 17 (58W) Pilot Power	180/55 ZR 17 (73W) Pilot Power	
				120/70 ZR 17 (58W) Pilot Power 2CT	180/55 ZR 17 (73W) Pilot Power 2CT	
				120/70 ZR 17 (58W) Pilot Power 3	180/55 ZR 17 (73W) Pilot Power 3	
				120/70 ZR 17 (58W) Power SuperSport	180/55 ZR 17 (73W) Power SuperSport	
Speed Triple / R	2011–2013	120/70 ZR 17 (58W) TL	190/55 ZR 17 (75W) TL	120/70 ZR 17 (58W) Pilot Road 2	190/55 ZR 17 (75W) Pilot Road 2	
				120/70 ZR 17 (58W) Pilot Road 3	190/55 ZR 17 (75W) Pilot Road 3	
				120/70 ZR 17 (58W) Pilot Power	190/55 ZR 17 (75W) Pilot Power	
				120/70 ZR 17 (58W) Pilot Power 2CT	190/55 ZR 17 (75W) Pilot Power 2CT	
				120/70 ZR 17 (58W) Pilot Power 3	190/55 ZR 17 (75W) Pilot Power 3	
				120/70 ZR 17 (58W) Power SuperSport	190/55 ZR 17 (75W) Power SuperSport	
Tiger 955i	2002–2006	110/80 R 19	150/70 R 17	110/80 R 19 59V Anakee III	150/70 R 17 69V Anakee III	
Daytona Sport 1000	1991–1993	120/70 ZR 17 TL	160/60 ZR 18 TL	120/70 ZR 17 (58W) Pilot Road 2	160/60 ZR 18 (70W) Pilot Road 2	
				120/70 ZR 17 (58W) Pilot Road 3	160/60 ZR 18 (70W) Pilot Road 3	
Sprint GT	2011–2012	120/70 ZR 17 (58W) TL	180/55 ZR 17 (73W) TL	120/70 ZR 17 (58W) Pilot Road 2	180/55 ZR 17 (73W) Pilot Road 2	
				120/70 ZR 17 (58W) Pilot Road 3	180/55 ZR 17 (73W) Pilot Road 3	
				120/70 ZR 17 (58W) Pilot Power	180/55 ZR 17 (73W) Pilot Power	
				120/70 ZR 17 (58W) Pilot Power 2CT	180/55 ZR 17 (73W) Pilot Power 2CT	
				120/70 ZR 17 (58W) Pilot Power 3	180/55 ZR 17 (73W) Pilot Power 3	
				120/70 ZR 17 (58W) Power SuperSport	180/55 ZR 17 (73W) Power SuperSport	
Sprint ST	1999–2010	120/70 ZR 17 (58W) TL	180/55 ZR 17 (73W) TL	120/70 ZR 17 (58W) Pilot Road 2	180/55 ZR 17 (73W) Pilot Road 2	
				120/70 ZR 17 (58W) Pilot Road 3	180/55 ZR 17 (73W) Pilot Road 3	
				120/70 ZR 17 (58W) Pilot Power	180/55 ZR 17 (73W) Pilot Power	
				120/70 ZR 17 (58W) Pilot Power 2CT	180/55 ZR 17 (73W) Pilot Power 2CT	
				120/70 ZR 17 (58W) Pilot Power 3	180/55 ZR 17 (73W) Pilot Power 3	
				120/70 ZR 17 (58W) Power SuperSport	180/55 ZR 17 (73W) Power SuperSport	



Triumph

Model Name	Year	OE Front	OE Rear	Michelin Front	Michelin Rear	Tube F/R				
Tiger 1050 / SE	2007–2012	120/70 ZR 17 (58W) TL	180/55 ZR 17 (73W) TL	120/70 ZR 17 (58W) Pilot Road 2	180/55 ZR 17 (73W) Pilot Road 2					
				120/70 ZR 17 (58W) Pilot Road 2 D	180/55 ZR 17 (73W) Pilot Road 2 C					
				120/70 ZR 17 (58W) Pilot Road 3	180/55 ZR 17 (73W) Pilot Road 3					
				120/70 ZR 17 (58W) Pilot Power	180/55 ZR 17 (73W) Pilot Power					
				120/70 ZR 17 (58W) Pilot Power 2CT	180/55 ZR 17 (73W) Pilot Power 2CT					
				120/70 ZR 17 (58W) Pilot Power 3	180/55 ZR 17 (73W) Pilot Power 3					
				120/70 ZR 17 (58W) Power SuperSport	180/55 ZR 17 (73W) Power SuperSport					
				Tiger SE	2010	120/70 ZR 17 (58W) TL	180/55 ZR 17 (73W) TL	120/70 ZR 17 (58W) Pilot Road 2	180/55 ZR 17 (73W) Pilot Road 2	
								120/70 ZR 17 (58W) Pilot Road 3	180/55 ZR 17 (73W) Pilot Road 3	
								120/70 ZR 17 (58W) Pilot Power	180/55 ZR 17 (73W) Pilot Power	
				120/70 ZR 17 (58W) Pilot Power 2CT	180/55 ZR 17 (73W) Pilot Power 2CT					
				120/70 ZR 17 (58W) Pilot Power 3	180/55 ZR 17 (73W) Pilot Power 3					
				120/70 ZR 17 (58W) Power SuperSport	180/55 ZR 17 (73W) Power SuperSport					
Daytona 1200	1994–1997	120/70 ZR 17 TL	180/55 ZR 17 TL	120/70 ZR 17 (58W) Pilot Road 2	180/55 ZR 17 (73W) Pilot Road 2					
				120/70 ZR 17 (58W) Pilot Road 3	180/55 ZR 17 (73W) Pilot Road 3					
				120/70 ZR 17 (58W) Pilot Power	180/55 ZR 17 (73W) Pilot Power					
				120/70 ZR 17 (58W) Pilot Power 2CT	180/55 ZR 17 (73W) Pilot Power 2CT					
				120/70 ZR 17 (58W) Pilot Power 3	180/55 ZR 17 (73W) Pilot Power 3					
				120/70 ZR 17 (58W) Power SuperSport	180/55 ZR 17 (73W) Power SuperSport					
Daytona Sport 1200	1993	120/70 ZR 17 TL	160/60 ZR 18 TL	120/70 ZR 17 (58W) Pilot Road 2	160/60 ZR 18 (70W) Pilot Road 2					
				120/70 ZR 17 (58W) Pilot Road 3	160/60 ZR 18 (70W) Pilot Road 3					
Trophy 1200	1991–1994	120/70 ZR 17 TL	160/60 ZR 18 TL	120/70 ZR 17 (58W) Pilot Road 2	160/60 ZR 18 (70W) Pilot Road 2					
				120/70 ZR 17 (58W) Pilot Road 3	160/60 ZR 18 (70W) Pilot Road 3					
Trophy 1200	1995–2003	120/70 ZR 17 TL	170/60 ZR 17 TL	120/70 ZR 17 (58W) Pilot Road 2	170/60 ZR 17 (72W) Pilot Road 2					
				120/70 ZR 17 (58W) Pilot Road 3	170/60 ZR 17 (72W) Pilot Road 3					
Tiger Explorer	2012–2013	110/80 R 19	150/70 R 17	110/80 R 19 59V Anakee III	150/70 R 17 69V Anakee III					
				110/80 R 19 59V Pilot Road 3 Trail	150/70 R 17 69V Pilot Road 3 Trail					
Tiger Explorer XC	2013	110/80 R 19	150/70 R 17	110/80 R 19 59V Anakee III	150/70 R 17 69V Anakee III					
				110/80 R 19 59V Pilot Road 3 Trail	150/70 R 17 69V Pilot Road 3 Trail					
Trophy SE	2013	120/70 ZR 17 TL	190/55 ZR 17 TL	120/70 ZR 17 (58W) Pilot Road 3	190/55 ZR 17 (75W) Pilot Road 3 B					
XT 125	1982–1994			80/90-21 48S T63	110/80-18 58S T63	21MD / 18MF				
WR250X	2008–2011	110/70 ZR 17 TL	140/70 VR 17 TL	110/70 ZR 17 (54W) Pilot Power	150/60 ZR 17 (66W) Pilot Power					
XV 535 Virago	1987–2000	100/90 B19 57H	140/90 B15 76H	100/90 B19 57H Commander II	140/90 B15 76H Commander II	19MF / 15MJ				
XT 600 / E	1990–2003	90/90-21 54 S TT	120/90 S 17	90/90-21 54S Anakee III	120/90-17 64S Anakee III					
				90/90-21 54S Anakee III	130/80 R 17 65S Anakee III	21MD / 17MI				
				90/90-21 54S T63	130/80 R 17 65H Anakee III					
FZR 600 R Genesis	1994–1996	120/60 ZR 17 TL	160/60 ZR 17 TL	120/60 ZR 17 (55W) Pilot Road 2	160/60 ZR 17 (69W) Pilot Road 2					
				120/60 ZR 17 (55W) Pilot Road 3	160/60 ZR 17 (69W) Pilot Road 3					
				120/60 ZR 17 (55W) Pilot Power	160/60 ZR 17 (69W) Pilot Power					
				120/60 ZR 17 (55W) Pilot Power 2CT	160/60 ZR 17 (69W) Pilot Power 2CT					
				120/60 ZR 17 (55W) Pilot Power 3	160/60 ZR 17 (69W) Pilot Power 3					
				120/60 ZR 17 (55W) Power SuperSport	160/60 ZR 17 (69W) Power SuperSport					
YZF 600 R	1996–2002	120/60 ZR 17 TL	160/60 ZR 17 TL	120/60 ZR 17 (55W) Pilot Road 2	160/60 ZR 17 (69W) Pilot Road 2					
				120/60 ZR 17 (55W) Pilot Road 3	160/60 ZR 17 (69W) Pilot Road 3					
				120/60 ZR 17 (55W) Pilot Power	160/60 ZR 17 (69W) Pilot Power					
				120/60 ZR 17 (55W) Pilot Power 2CT	160/60 ZR 17 (69W) Pilot Power 2CT					
				120/60 ZR 17 (55W) Pilot Power 3	160/60 ZR 17 (69W) Pilot Power 3					
				120/60 ZR 17 (55W) Power SuperSport	160/60 ZR 17 (69W) Power SuperSport					
FZ6 600	2004–2010	120/70 ZR 17 (58W) TL	180/55 ZR 17 (73W) TL	120/70 ZR 17 (58W) Pilot Road 2	180/55 ZR 17 (73W) Pilot Road 2					
				120/70 ZR 17 (58W) Pilot Road 3	180/55 ZR 17 (73W) Pilot Road 3					
				120/70 ZR 17 (58W) Pilot Power	180/55 ZR 17 (73W) Pilot Power					
				120/70 ZR 17 (58W) Pilot Power 2CT	180/55 ZR 17 (73W) Pilot Power 2CT					
				120/70 ZR 17 (58W) Pilot Power 3	180/55 ZR 17 (73W) Pilot Power 3					
				120/70 ZR 17 (58W) Power SuperSport	180/55 ZR 17 (73W) Power SuperSport					
FZ6R	2009–2013	120/70 ZR 17 (58W) TL	160/60 ZR 17 TL 69W	120/70 ZR 17 (58W) Pilot Road 2	160/60 ZR 17 (69W) Pilot Road 2					
				120/70 ZR 17 (58W) Pilot Road 3	160/60 ZR 17 (69W) Pilot Road 3					
				120/70 ZR 17 (58W) Pilot Power	160/60 ZR 17 (69W) Pilot Power					
				120/70 ZR 17 (58W) Pilot Power 2CT	160/60 ZR 17 (69W) Pilot Power 2CT					
				120/70 ZR 17 (58W) Pilot Power 3	160/60 ZR 17 (69W) Pilot Power 3					
				120/70 ZR 17 (58W) Power SuperSport	160/60 ZR 17 (69W) Power SuperSport					
YZF R6	1999–2004	120/60 ZR 17 (55W) TL	180/55 ZR 17 (73W) TL	120/60 ZR 17 (55W) Pilot Road 2	180/55 ZR 17 (73W) Pilot Road 2					
				120/60 ZR 17 (55W) Pilot Road 3	180/55 ZR 17 (73W) Pilot Road 3					
				120/60 ZR 17 (55W) Pilot Power	180/55 ZR 17 (73W) Pilot Power					
				120/60 ZR 17 (55W) Pilot Power 2CT	180/55 ZR 17 (73W) Pilot Power 2CT					
				120/60 ZR 17 (55W) Pilot Power 3	180/55 ZR 17 (73W) Pilot Power 3					
				120/60 ZR 17 (55W) Power SuperSport	180/55 ZR 17 (73W) Power SuperSport					
YZF R6	2005–2013	120/70 ZR 17 (58W) TL	180/55 ZR 17 (73W) TL	120/70 ZR 17 (58W) Pilot Power	180/55 ZR 17 (73W) Pilot Power					
				120/70 ZR 17 (58W) Pilot Power P	180/55 ZR 17 (73W) Pilot Power					
				120/70 ZR 17 (58W) Pilot Power 2CT	180/55 ZR 17 (73W) Pilot Power 2CT					
				120/70 ZR 17 (58W) Pilot Power 3	180/55 ZR 17 (73W) Pilot Power 3					
				120/70 ZR 17 (58W) Power SuperSport	180/55 ZR 17 (73W) Power SuperSport					
YZF R6S	2008–2010	120/60 ZR 17 (55W) TL	180/55 ZR 17 (73W) TL	120/60 ZR 17 (55W) Pilot Road 2	180/55 ZR 17 (73W) Pilot Road 2					
				120/60 ZR 17 (55W) Pilot Road 3	180/55 ZR 17 (73W) Pilot Road 3					
				120/60 ZR 17 (55W) Pilot Power	180/55 ZR 17 (73W) Pilot Power					
				120/60 ZR 17 (55W) Pilot Power 2CT	180/55 ZR 17 (73W) Pilot Power 2CT					
				120/60 ZR 17 (55W) Pilot Power 3	180/55 ZR 17 (73W) Pilot Power 3					
XVS 650 V Star Custom	1998–2011	100/90 B19 57H	170/80 B15 77H	100/90 B19 57H Commander II	170/80 B15 77H Commander II	16MI / 15MJ				
XVS 650 V Star Custom	2013	100/90 B19 57H	170/80 B15 77H	100/90 B19 57H Commander II	170/80 B15 77H Commander II					
XVS 650 A / A CE V Star Classic / CE	1998–2010	130/90 B16 73H Reinf.	170/80 B15 77H	130/90 B16 73H Commander II	170/80 B15 77H Commander II	16MI / 15MJ				
XVS 650 AT / AT CE V Star Silverado / CE	2002–2010	130/90 B16 73H Reinf.	170/80 B15 77H	130/90 B16 73H Commander II	170/80 B15 77H Commander II	16MI / 15MJ				
XVS 650 B V Star Midnight Custom	2007–2009	100/90 B19 57H	170/80 B15 77H	100/90 B19 57H Commander II	170/80 B15 77H Commander II	19MF / 15MJ				
FZR 750 Genesis	1987–1988	120/70 VR 17 TL	160/60 VR 18 TL	120/70 ZR 17 (58W) Pilot Road 2	160/60 ZR 18 (70W) Pilot Road 2					
				120/70 ZR 17 (58W) Pilot Road 3	160/60 ZR 18 (70W) Pilot Road 3					
XV 750 Virago	1988–1997	100/90 B19 57H	140/90 B15 76H	100/90 B19 57H Commander II	140/90 B15 76H Commander II	19MF / 15MJ				

Yamaha



Model Name	Year	OE Front	OE Rear	Michelin Front	Michelin Rear	Tube F/R
YZF 750 R Genesis - SP	1993–1998	120/70 ZR 17 TL	180/55 ZR 17 TL	120/70 ZR 17 (58W) Pilot Road 2 120/70 ZR 17 (58W) Pilot Road 3 120/70 ZR 17 (58W) Pilot Power 120/70 ZR 17 (58W) Pilot Power 2CT 120/70 ZR 17 (58W) Pilot Power 3 120/70 ZR 17 (58W) Power SuperSport	180/55 ZR 17 (73W) Pilot Road 2 180/55 ZR 17 (73W) Pilot Road 3 180/55 ZR 17 (73W) Pilot Power 180/55 ZR 17 (73W) Pilot Power 2CT 180/55 ZR 17 (73W) Pilot Power 3 180/55 ZR 17 (73W) Power SuperSport	
YZF R7	2000–2002	120/70 ZR 17 (58W) TL	180/55 ZR 17 (73W) TL	120/70 ZR 17 (58W) Pilot Power 120/70 ZR 17 (58W) Pilot Power 2CT 120/70 ZR 17 (58W) Pilot Power 3 120/70 ZR 17 (58W) Power SuperSport	180/55 ZR 17 (73W) Pilot Power 180/55 ZR 17 (73W) Pilot Power 2CT 180/55 ZR 17 (73W) Pilot Power 3 180/55 ZR 17 (73W) Power SuperSport	
TDM 850 I / II	1991–2001	110/80 ZR 18 TL	150/70 ZR 17 TL	110/80 ZR 18 (58W) Pilot Road 2 110/80 ZR 18 (58W) Pilot Road 3	150/70 ZR 17 (69W) Pilot Road 2 150/70 ZR 17 (69W) Pilot Road 3	
FZR 1000 Genesis	1987–1988	120/70 VR 17 TL	160/60 VR 18 TL	120/70 ZR 17 (58W) Pilot Road 2 120/70 ZR 17 (58W) Pilot Road 3	160/60 ZR 18 (70W) Pilot Road 2 160/60 ZR 18 (70W) Pilot Road 3	
GTS 1000	1993–1996	130/60 ZR 17 (59 W) TL	170/60 ZR 17 (72W) TL	120/70 ZR 17 (58W) Pilot Road 2 120/70 ZR 17 (58W) Pilot Road 3 120/70 ZR 17 (58W) Pilot Power	170/60 ZR 17 (72W) Pilot Road 2 170/60 ZR 17 (72W) Pilot Road 3 170/60 ZR 17 (72W) Pilot Power	
FZS 1000 Fazer	2001–2005	120/70 ZR 17 (58W) TL	180/55 ZR 17 (73W) TL	120/70 ZR 17 (58W) Pilot Road 2 120/70 ZR 17 (58W) Pilot Road 3 120/70 ZR 17 (58W) Pilot Power 120/70 ZR 17 (58W) Pilot Power 2CT 120/70 ZR 17 (58W) Pilot Power 3 120/70 ZR 17 (58W) Power SuperSport	180/55 ZR 17 (73W) Pilot Road 2 180/55 ZR 17 (73W) Pilot Road 3 180/55 ZR 17 (73W) Pilot Power 180/55 ZR 17 (73W) Pilot Power 2CT 180/55 ZR 17 (73W) Pilot Power 3 180/55 ZR 17 (73W) Power SuperSport	
FZ1	2006–2013	120/70 ZR 17 (58W) TL	190/50 ZR 17 (73W) TL	120/70 ZR 17 (58W) Pilot Road 2 120/70 ZR 17 (58W) Pilot Road 3 120/70 ZR 17 (58W) Pilot Power 120/70 ZR 17 (58W) Pilot Power 2CT 120/70 ZR 17 (58W) Pilot Power 3 120/70 ZR 17 (58W) Power SuperSport	190/50 ZR 17 (73W) Pilot Road 2 190/50 ZR 17 (73W) Pilot Road 3 190/50 ZR 17 (73W) Pilot Power 190/50 ZR 17 (73W) Pilot Power 2CT 190/50 ZR 17 (73W) Pilot Power 3 190/50 ZR 17 (73W) Power SuperSport	
FZ8	2011–2013	120/70 ZR 17 (58W) TL	180/55 ZR 17 (73W) TL	120/70 ZR 17 (58W) Pilot Road 2 120/70 ZR 17 (58W) Pilot Road 3 120/70 ZR 17 (58W) Pilot Power 120/70 ZR 17 (58W) Pilot Power 2CT 120/70 ZR 17 (58W) Pilot Power 3 120/70 ZR 17 (58W) Power SuperSport	180/55 ZR 17 (73W) Pilot Road 2 180/55 ZR 17 (73W) Pilot Road 3 180/55 ZR 17 (73W) Pilot Power 180/55 ZR 17 (73W) Pilot Power 2CT 180/55 ZR 17 (73W) Pilot Power 3 180/55 ZR 17 (73W) Power SuperSport	
YZF 1000 R	1996–2001	120/70 ZR 17 (58W) TL	180/55 ZR 17 (73W) TL	120/70 ZR 17 (58W) Pilot Power 120/70 ZR 17 (58W) Pilot Power 2CT 120/70 ZR 17 (58W) Pilot Power 3 120/70 ZR 17 (58W) Power SuperSport	180/55 ZR 17 (73W) Pilot Power 180/55 ZR 17 (73W) Pilot Power 2CT 180/55 ZR 17 (73W) Pilot Power 3 180/55 ZR 17 (73W) Power SuperSport	
YZF-R1	1998–2003	120/70 ZR 17 (58W) TL	190/50 ZR 17 (73W) TL	120/70 ZR 17 (58W) Pilot Power 120/70 ZR 17 (58W) Pilot Power 2CT 120/70 ZR 17 (58W) Power SuperSport 120/70 ZR 17 (58W) Pilot Power 3	190/50 ZR 17 (73W) Pilot Power 190/50 ZR 17 (73W) Pilot Power 2CT 190/50 ZR 17 (73W) Power SuperSport 190/50 ZR 17 (73W) Pilot Power 3	
YZF-R1	2004–2008	120/70 ZR 17 (58W) TL	190/50 ZR 17 (73W) TL	120/70 ZR 17 (58W) Pilot Power 120/70 ZR 17 (58W) Pilot Power P 120/70 ZR 17 (58W) Pilot Power 2CT 120/70 ZR 17 (58W) Power SuperSport 120/70 ZR 17 (58W) Pilot Power 3	190/50 ZR 17 (73W) Pilot Power 190/50 ZR 17 (73W) Pilot Power 190/50 ZR 17 (73W) Pilot Power 2CT 190/50 ZR 17 (73W) Power SuperSport 190/50 ZR 17 (73W) Pilot Power 3	
YZF-R1	2009	120/70 ZR 17 (58W) TL	190/55 ZR 17 (75W) TL	120/70 ZR 17 (58W) Pilot Power 120/70 ZR 17 (58W) Pilot Power 2CT 120/70 ZR 17 (58W) Power SuperSport 120/70 ZR 17 (58W) Pilot Power 3	190/55 ZR 17 (75W) Pilot Power 190/55 ZR 17 (75W) Pilot Power 2CT 190/55 ZR 17 (75W) Power SuperSport 190/55 ZR 17 (75W) Pilot Power 3	
YZF-R1	2010–2013	120/70 ZR 17 (58W) TL	190/55 ZR 17 (75W) TL	120/70 ZR 17 (58W) Pilot Power 120/70 ZR 17 (58W) Pilot Power 2CT 120/70 ZR 17 (58W) Power SuperSport 120/70 ZR 17 (58W) Pilot Power 3 120/70 ZR 17 (58W) Pilot Power 3	190/55 ZR 17 (75W) Pilot Power 190/55 ZR 17 (75W) Pilot Power 2CT 190/55 ZR 17 (75W) Power SuperSport 190/55 ZR 17 (75W) Pilot Power 3 190/55 ZR 17 (75W) Pilot Power 3	
YZF-R1 LE	2010	120/70 ZR 17 (58W) TL	190/55 ZR 17 (75W) TL	120/70 ZR 17 (58W) Pilot Power 120/70 ZR 17 (58W) Pilot Power 2CT 120/70 ZR 17 (58W) Power SuperSport 120/70 ZR 17 (58W) Pilot Power 3	190/55 ZR 17 (75W) Pilot Power 190/55 ZR 17 (75W) Pilot Power 2CT 190/55 ZR 17 (75W) Power SuperSport 190/55 ZR 17 (75W) Pilot Power 3	
XV 1100 Virago	1986–1999	100/90 B19 57H	140/90 B15 76H	100/90 B19 57H Commander II	140/90 B15 76H Commander II	19MF / 15MJ
XVS 1100 A / AW / AW CE V Star 1100 Classic / CE	2000–2010	130/90 B16 73H Reinf.	170/80 B15 77H	130/90 B16 73H Commander II	170/80 B15 77H Commander II	16MI / 15MJ
XVS 1100 AT / AT CE V Star Silverado / CE	2002–2010	130/90 B16 73H Reinf.	170/80 B15 77H	130/90 B16 73H Commander II	170/80 B15 77H Commander II	
XVS1100 V-Star Classic	2002–2007	130/90 B16 73H Reinf.	170/80 B15 77H	130/90 B16 73H Commander II	170/80 B15 77H Commander II	16MI / 15MJ
Super Ténéré	2012–2013	110/80 R 19 M/C	150/70 R 17 M/C	110/80 R 19 59V Anakee III 110/80 R 19 59V Pilot Road 3 Trail	150/70 R 17 69V Anakee III 150/70 R 17 69V Pilot Road 3 Trail	
FJR 1300	2001–2009	120/70 ZR 17 TL	180/55 ZR 17 TL	120/70 ZR 17 (58W) Pilot Road 2 120/70 ZR 17 (58W) Pilot Road 3	180/55 ZR 17 (73W) Pilot Road 2 180/55 ZR 17 (73W) Pilot Road 3	
FJR 1300A / 1300AE	2010–2013	120/70 ZR 17 TL	180/55 ZR 17 TL	120/70 ZR 17 (58W) Pilot Road 2 120/70 ZR 17 (58W) Pilot Road 3	180/55 ZR 17 (73W) Pilot Road 2 180/55 ZR 17 (73W) Pilot Road 3	
XV 1600A Road Star 1600 XV 1600AL Road Star Limited XV 1600ALE Road Star Limited Edition XV 1600AS Road Star Midnight Star XV 1600AT Road Star Silverado XV 1600ATLE Road Star Silverado Limited Edition	1999–2003	130/90 B16 73H Reinf.	150/80 B16 77H Reinf.	130/90 B16 73H Commander II	150/80 B16 77H Reinf. Commander II	16MI / 16MI2
XV 1700A Road Star XV 1700AM Road Star Midnight XV 1700AS Road Star S XV 1700AT Road Star Silverado XV 1700ATM Road Star Midnight Silverado XV 1700ATS Road Star Silverado S XV 1700AW Road Star	2004–2013	130/90 B16 73H Reinf.	150/80 B16 77H Reinf.	130/90 B16 73H Commander II	150/80 B16 77H Reinf. Commander II	16MI / 16MI2



	Model Name	Year	OE Front	OE Rear	Michelin Front	Michelin Rear	Tube F/R	
Adly	Fox 50 2T	2011	120/90-10	130/90-10	120/90-10 57J Reggae 120/90-10 57L Bopper	130/90-10 61J Reggae 130/90-10 61L Bopper		
	Fox 50 4T	2011	110/90-10	110/90-10	100/90-10 56J S1 100/90-10 56J S83	100/90-10 56J S1 100/90-10 56J S83		
	Panther 50/100	2010-2012	120/70-12	120/70-12	120/70-12 51L Bopper	120/70-12 51L Bopper		
	Panther 50 2T	2011	120/90-10	130/90-10	120/90-10 57J Reggae 120/90-10 57L Bopper	130/90-10 61J Reggae 130/90-10 61L Bopper		
	Panther 50 4T	2011	110/90-10	110/90-10	100/90-10 56J S1 100/90-10 56J S83	100/90-10 56J S1 100/90-10 56J S83		
	Jet 50/100	2010-2012	120/90-10	130/90-10	120/90-10 57J Reggae 120/90-10 57L Bopper	130/90-10 61J Reggae 130/90-10 61L Bopper		
	Silver Fox 50/100	2010-2012	120/90-10	130/90-10	120/90-10 57J Reggae 120/90-10 57L Bopper	130/90-10 61J Reggae 130/90-10 61L Bopper		
	Cat 125 B, D	2010-2012	120/70-12	120/70-12	120/70-12 51L Bopper	120/70-12 51L Bopper		
	Thunderbike 50/100/125/150	2010-2012	120/70-12	120/70-12	120/70-12 51L Bopper	120/70-12 51L Bopper		
	Noble 50/100	2010-2012	120/70-12	120/70-12	120/70-12 51L Bopper	120/70-12 51L Bopper		
	Noble 125	2010-2012	120/70-12	120/70-12	120/70-12 51L Bopper	120/70-12 51L Bopper		
	Supersonic 50/100/125	2010-2012	120/70-12	120/70-12	120/70-12 51L Bopper	120/70-12 51L Bopper		
	SR 50 / R Replica SBK	2012-2013	130/60-13	130/60-13	130/60-13 53P Power Pure SC	130/60-13 53P Power Pure SC		
	Sportcity 250	2012-2013	120/70-15 TL	130/80-15 TL	120/70-15 56P Power Pure SC	130/80-15 63P Power Pure SC		
	Atlantic 125	2003	110/90-13	130/70-13	110/90-13 56P City Grip 110/90-13 56P Power Pure SC	130/70-13 63P Reinf. City Grip 130/70-13 63P Power Pure SC		
Aprilia	Atlantic 200	2003-2004	110/90-13	130/70-13	110/90-13 56P City Grip	130/70-13 63P Reinf. City Grip		
	Scarabeo 250 i.e	2007	110/70-16 52P TL	140/70-14 68P TL	110/70-16 52S City Grip	140/70-14 68S Reinf. City Grip		
	Atlantic 250	2005	110/90-13	130/70-13	110/90-13 56P City Grip 110/90-13 56P Power Pure SC	130/70-13 63P Reinf. City Grip 130/70-13 63P Power Pure SC		
	Atlantic 400 Sprint	2007	120/70-14	140/60-14	120/70-14 55S City Grip	140/60-14 64S Reinf. City Grip		
	Scarabeo 400 ie	2007	110/70-16 52S TL	150/70-14 66S TL	110/70-16 52S City Grip	150/70-14 66S City Grip		
	Atlantic 500	2002-2004	120/70-15 56S TL	140/60-14 64S TL	120/70-15 56S City Grip	140/60-14 64S Reinf. City Grip		
	Atlantic 500	2005-2008	120/70-14	140/60-14	120/70-14 55S City Grip	140/60-14 64S Reinf. City Grip		
	Scarabeo 500	2003-2006	110/80-16	140/70-16	110/80-16 55S City Grip	140/70-16 65S City Grip		
	Scarabeo 500 I.E	2007-2013	110/70-16 52S TL	150/70-14 66S TL	110/70-16 52S City Grip	150/70-14 66S City Grip		
	AR150-18	2007-2012	3.50-10	3.50-10	3.50-10 51J S83 3.50-10 51J S1	3.50-10 51J S83 3.50-10 51J S1		
	AR150-2	2007-2012	120/70-12	120/70-12	120/70-12 51L Bopper	120/70-12 51L Bopper		
	RT50	2010-2012	3.50-10	3.50-10	3.50-10 51J S1 3.50-10 51J S83	3.50-10 51J S1 3.50-10 51J S83		
	Baja	SC50	2010-2012	3.50-10	3.50-10	3.50-10 51J S1 3.50-10 51J S83	3.50-10 51J S1 3.50-10 51J S83	
		Chetak	1972-2005	3.50-10	3.50-10	3.50-10 51J S83 3.50-10 51J S1	3.50-10 51J S83 3.50-10 51J S1	
	Bajaj	Cordi	2004-2010	90/90-10 TL	90/90-10 TL	90/90-10 50J S1	90/90-10 50J S1	
A-Four		2010-2010	130/90-10	130/90-10	130/90-10 61J Reggae	130/90-10 61J Reggae		
Delfino		1999-2010	100/90-10	100/90-10	100/90-10 56J S1 100/90-10 56J S83	100/90-10 56J S1 100/90-10 56J S83		
E-Five		2003-2009	130/90-10	130/90-10	130/90-10 61J Reggae 130/90-10 61L Bopper	130/90-10 61J Reggae 130/90-10 61L Bopper		
S-Five		2004-2010	120/70-12	130/70-12	120/70-12 51L Bopper 120/70-12 51P City Grip 120/70-12 51P Power Pure SC	130/70-12 56L Bopper 130/70-12 56P City Grip 130/70-12 56P Power Pure SC		
Besbi		2010-2010	3.50-10	3.50-10	3.50-10 51J S83 3.50-10 51J S1	3.50-10 51J S83 3.50-10 51J S1		
S1 125		2008-2009	120/70-12	130/70-12	120/70-12 51L Bopper 120/70-12 51P City Grip 120/70-12 51P Power Pure SC	130/70-12 56L Bopper 130/70-12 56P City Grip 130/70-12 56P Power Pure SC		
S2 125		2006-2010	120/70-12	130/70-12	120/70-12 51L Bopper 120/70-12 51P City Grip 120/70-12 51P Power Pure SC	130/70-12 56L Bopper 130/70-12 56P City Grip 130/70-12 56P Power Pure SC		
S2 250		2006-2010	120/70-12	140/60-13	120/70-12 51P Power Pure SC 120/70-12 51P City Grip	140/60-13 57P Power Pure SC 140/60-14 64S Reinf. City Grip		
G1		2010-2013	130/60-13	130/60-13	130/60-13 53P Power Pure SC	130/60-13 53P Power Pure SC		
Daelim	G2	2010-2013	3.50-10	3.50-10	3.50-10 51J S83 3.50-10 51J S1	3.50-10 51J S83 3.50-10 51J S1		
	G3 & L	2010-2013	3.50-10	3.50-10	3.50-10 51J S83 3.50-10 51J S1	3.50-10 51J S83 3.50-10 51J S1		
	G4	2010-2013	3.50-10	3.50-10	3.50-10 51J S83 3.50-10 51J S1	3.50-10 51J S83 3.50-10 51J S1		
	G5	2010-2013	130/60-13	130/60-13	130/60-13 53P Power Pure SC	130/60-13 53P Power Pure SC		
	G6	2010-2013	130/60-13	130/60-13	130/60-13 53P Power Pure SC	130/60-13 53P Power Pure SC		
	Beamer III, Beamer 50	2009-2012	120/90-10	130/90-10	120/90-10 57J Reggae 120/90-10 57L Bopper	130/90-10 61J Reggae 130/90-10 61L Bopper		
	Sport 50	2009-2012	120/70-12	130/70-12	120/70-12 51P City Grip 120/70-12 51P Power Pure SC	130/70-12 56P City Grip 130/70-12 56P Power Pure SC		
	Matrix 50	2009-2012	120/70-12	130/70-12	120/70-12 51P City Grip 120/70-12 51P Power Pure SC	130/70-12 56P City Grip 130/70-12 56P Power Pure SC		
	Beamer R4-150	2009-2012	120/70-12	130/70-12	120/70-12 51P City Grip 120/70-12 51P Power Pure SC	130/70-12 56P City Grip 130/70-12 56P Power Pure SC		
	Matrix R4-150	2009-2012	120/70-12	130/70-12	120/70-12 51P City Grip 120/70-12 51P Power Pure SC	130/70-12 56P City Grip 130/70-12 56P Power Pure SC		
e-Moto	Sport 150	2009-2012	120/70-12	120/70-12	120/70-12 51L Bopper	120/70-12 51L Bopper		
	Buddy 50	2007-2012	90/90-10 TL	90/90-10 TL	90/90-10 50J S1	90/90-10 50J S1		
	Buddy Little International 50	2007-2009	3.50-10 TT	3.50-10 TT	3.50-10 51J S83 3.50-10 51J S1	3.50-10 51J S83 3.50-10 51J S1		
	Roughhouse R50	2007-2012	120/90-10 TL	130/90-10 TL	120/90-10 57L Bopper 120/90-10 57J Reggae	130/90-10 61L Bopper 130/90-10 61J Reggae		
	Rattler 110	2006-2010	120/90-10 TL	130/90-10 TL	120/90-10 57L Bopper 120/90-10 57J Reggae	130/90-10 61L Bopper 130/90-10 61J Reggae		
	Eton	Sport 50	2009-2012	120/70-12	130/70-12	120/70-12 51P City Grip 120/70-12 51P Power Pure SC	130/70-12 56P City Grip 130/70-12 56P Power Pure SC	
		Matrix 50	2009-2012	120/70-12	130/70-12	120/70-12 51P City Grip 120/70-12 51P Power Pure SC	130/70-12 56P City Grip 130/70-12 56P Power Pure SC	
Beamer R4-150		2009-2012	120/70-12	130/70-12	120/70-12 51P City Grip 120/70-12 51P Power Pure SC	130/70-12 56P City Grip 130/70-12 56P Power Pure SC		
Matrix R4-150		2009-2012	120/70-12	130/70-12	120/70-12 51P City Grip 120/70-12 51P Power Pure SC	130/70-12 56P City Grip 130/70-12 56P Power Pure SC		
Sport 150		2009-2012	120/70-12	120/70-12	120/70-12 51L Bopper	120/70-12 51L Bopper		
Genuine	Buddy 50	2007-2012	90/90-10 TL	90/90-10 TL	90/90-10 50J S1	90/90-10 50J S1		
	Buddy Little International 50	2007-2009	3.50-10 TT	3.50-10 TT	3.50-10 51J S83 3.50-10 51J S1	3.50-10 51J S83 3.50-10 51J S1		
	Roughhouse R50	2007-2012	120/90-10 TL	130/90-10 TL	120/90-10 57L Bopper 120/90-10 57J Reggae	130/90-10 61L Bopper 130/90-10 61J Reggae		
	Rattler 110	2006-2010	120/90-10 TL	130/90-10 TL	120/90-10 57L Bopper 120/90-10 57J Reggae	130/90-10 61L Bopper 130/90-10 61J Reggae		



Model Name	Year	OE Front	OE Rear	Michelin Front	Michelin Rear	Tube F/R
Buddy 125	2006–2012	3.50-10	3.50-10	3.50-10 51J S83 3.50-10 51J S1	3.50-10 51J S83 3.50-10 51J S1	
Psycho Buddy 125	2012	110/90-10	110/90-10	100/90-10 56J S1 100/90-10 56J S83	100/90-10 56J S1 100/90-10 56J S83	
Buddy International 150	2006–2010	90/90-10 TL	90/90-10 TL	90/90-10 50J S1	90/90-10 50J S1	
Buddy Blackjack 150	2006–2010	3.50-10	3.50-10	3.50-10 51J S83 3.50-10 51J S1	3.50-10 51J S83 3.50-10 51J S1	
Stella 150	2003–2012	3.50-10	3.50-10	3.50-10 51J S83 3.50-10 51J S1	3.50-10 51J S83 3.50-10 51J S1	
Buddy 170i	2012	3.50-10	3.50-10	3.50-10 51J S83 3.50-10 51J S1	3.50-10 51J S83 3.50-10 51J S1	
Metropolitan	2002–2009	90/90-10 TL	90/90-10 TL	90/90-10 50J S1	90/90-10 50J S1	
Ruckus	2002–2013	120/90-10 57J	130/90-10 61J	120/90-10 57L Bopper 120/90-10 57J Reggae	130/90-10 61L Bopper 130/90-10 61J Reggae	
Elite 80, 125, 150	1984–2000	3.50-10	3.50-10	3.50-10 59J S83 3.50-10 51J S1	3.50-10 59J S83 3.50-10 51J S1	
PCX150	2013	90/90-14	100/90-14	90/90-14 46P City Grip	100/90-14 57P Reinf. City Grip	
Aero	1983–1985	3.50-10 TL	3.50-10 TL	3.50-10 59J S83 3.50-10 51J S1	3.50-10 59J S83 3.50-10 51J S1	
Big Ruckus	2005–2006	110/90-12	130/70-12	110/90-12 64P Power Pure SC 110/90-12 64P City Grip	130/70-12 62P Reinf. Power Pure SC 130/70-12 62P Reinf. City Grip	
Reflex (all types)	2002–2007	110/90-13	130/70-12	110/90-13 56P Power Pure SC 110/90-13 56P City Grip	130/70-12 62P Reinf. Power Pure SC 130/70-12 62P Reinf. City Grip	
Silver Wing 600 / ABS	2001–2013	120/80-14 58S TL	150/70-13 64S TL	120/80-14 58S Power Pure SC	150/70-13 64S Power Pure SC	
SD 50 Sense	2000–2008	110/80-10 53J TL/TT	110/80-10 53J TL/TT	110/80-10 58J S1	110/80-10 58J S1	
SD 50 Sense	2010–2012	3.5-10 51J	3.5-10 51J	3.50-10 51J S1 3.50-10 51J S83	3.50-10 51J S1 3.50-10 51J S83	
Rally	2005–2012	120/90-10 56J TL	130/90-10 70J TL	120/90-10 57L Bopper 120/90-10 57J Reggae	130/90-10 61L Bopper 130/90-10 61J Reggae	
YY50QT-21 (2 and 4 stroke)	2010	120/70-12	130/70-12	120/70-12 51L Bopper 120/70-12 51P City Grip 120/70-12 51P Power Pure SC	130/70-12 56L Bopper 130/70-12 56P City Grip 130/70-12 56P Power Pure SC	
Wasp, Solano, Capri, Milan, Riva, Zeta, Sunny	2013	3.50-10	3.50-10	3.50-10 59J S83 3.50-10 51J S1	3.50-10 59J S83 3.50-10 51J S1	
YY50QT-6, YY80QT-6	2010-2013	3.50-10	3.50-10	3.50-10 59J S83 3.50-10 51J S1	3.50-10 59J S83 3.50-10 51J S1	
YY50ZT-5 (2 and 4 stroke)	2010	3.00-10	3.00-10	3.00-10 42J S1 3.00-10 42J S83	3.00-10 42J S1 3.00-10 42J S83	
YY50QT-28, YY125T-28, YY150T-28	2010	130/70-12	130/70-12	130/70-12 56L Bopper	130/70-12 56L Bopper	
YY50QT-10 (2 stroke)	2010	120/70-12	120/70-12	120/70-12 51L Bopper	120/70-12 51L Bopper	
YY125T-3, YY150T-3, YY50QT-3	2010	3.50-10	3.50-10	3.50-10 59J S83 3.50-10 51J S1	3.50-10 59J S83 3.50-10 51J S1	
YY125T-10, YY150T-10	2010	120/70-12	120/70-12	120/70-12 51L Bopper	120/70-12 51L Bopper	
YY250, 250A, 150	2010	110/70-16	140/70-16	110/70-16 52P City Grip	140/70-16 65P City Grip	
YY250T-2	2010	120/70-12	120/90-10	120/70-12 51L Bopper	120/90-10 57L Bopper	
F-ACT 50	2008–2012	120/70-12 TL	130/70-12 TL	120/70-12 51L Bopper 120/70-12 51P City Grip 120/70-12 51P Power Pure SC	130/70-12 56L Bopper 130/70-12 56P City Grip 130/70-12 56P Power Pure SC	
Flash 50	2008–2009	120/90-10 TL	120/90-10 TL	120/90-10 57L Bopper 120/90-10 57J Reggae	120/90-10 57L Bopper 120/90-10 57J Reggae	
Flash 50	2010–2012	3.50-10	3.50-10	3.50-10 59J S83 3.50-10 51J S1	3.50-10 59J S83 3.50-10 51J S1	
Hurricane 50	2008–2013	120/90-10 TL	120/90-10 TL	120/90-10 57L Bopper 120/90-10 57J Reggae	120/90-10 57L Bopper 120/90-10 57J Reggae	
Hurricane 50, Agora 50	2010–2013	3.50-10	3.50-10	3.50-10 59J S83 3.50-10 51J S1	3.50-10 59J S83 3.50-10 51J S1	
Venus 50	2010–2012	3.00-10	3.00-10	3.00-10 42J S1 3.00-10 42J S83	3.00-10 42J S1 3.00-10 42J S83	
Matrix 50 & 150	2008–2013	120/70-12 TL	130/70-12 TL	120/70-12 51L Bopper 120/70-12 51P City Grip 120/70-12 51P Power Pure SC	130/70-12 56L Bopper 130/70-12 56P City Grip 130/70-12 56P Power Pure SC	
ARN 150	2008–2013	120/70-12 TL	130/70-12 TL	120/70-12 51L Bopper 120/70-12 51P City Grip 120/70-12 51P Power Pure SC	130/70-12 56L Bopper 130/70-12 56P City Grip 130/70-12 56P Power Pure SC	
Hacker 150	2008–2013	120/70-12 TL	130/70-12 TL	120/70-12 51L Bopper 120/70-12 51P City Grip 120/70-12 51P Power Pure SC	130/70-12 56L Bopper 130/70-12 56P City Grip 130/70-12 56P Power Pure SC	
Compagno 50i / 110i	2013	90/90-10	90/90-10	90/90-10 50J S1	90/90-10 50J S1	
Sento 50	2010–2012	90/90-10	90/90-10	90/90-10 50J S1	90/90-10 50J S1	
Like 50 / LX	2010–2013	120/70-12	130/70-12	120/70-12 51L Bopper 120/70-12 51P City Grip 120/70-12 51P Power Pure SC	130/70-12 56L Bopper 130/70-12 56P City Grip 130/70-12 56P Power Pure SC	
Agility 50 / 125	2005–2013	120/70-12	130/70-12	120/70-12 51L Bopper 120/70-12 51P City Grip 120/70-12 51P Power Pure SC	130/70-12 56L Bopper 130/70-12 56P City Grip 130/70-12 56P Power Pure SC	
Super 9 50	2001–2009	120/70-12 51J TL	130/70-12 56J TL	120/70-12 51L Bopper 120/70-12 51P City Grip 120/70-12 51P Power Pure SC	130/70-12 56L Bopper 130/70-12 56P City Grip 130/70-12 56P Power Pure SC	
Sting 50	2008–2011	120/70-12 51J TL	130/70-12 56J TL	120/70-12 51L Bopper 120/70-12 51P City Grip 120/70-12 51P Power Pure SC	130/70-12 56L Bopper 130/70-12 56P City Grip 130/70-12 56P Power Pure SC	
Vitality 50	2004–2005	120/70-12 51J TL	130/70-12 56J TL	120/70-12 51L Bopper 120/70-12 51P City Grip 120/70-12 51P Power Pure SC	130/70-12 56L Bopper 130/70-12 56P City Grip 130/70-12 56P Power Pure SC	
Bet & Win 150	2003–2004	120/70-12	130/70-12	120/70-12 51L Bopper 120/70-12 51P City Grip 120/70-12 51P Power Pure SC	130/70-12 56L Bopper 130/70-12 56P City Grip 130/70-12 56P Power Pure SC	

Genuine

Honda

Hyosung

Jonway

Keeway

Kymco



	Model Name	Year	OE Front	OE Rear	Michelin Front	Michelin Rear	Tube F/R	
Kymco	Movie 150	2013	110/70-12	130/70-12	110/70-12 47L Power Pure SC	130/70-12 56P Power Pure SC		
	Like 200i / LX	2011-2013	120/70-12	130/70-12	120/70-12 51P City Grip	130/70-12 56P City Grip		
					120/70-12 51P Power Pure SC	130/70-12 56P Power Pure SC		
	Downtown 200i	2012-2013	120/80-14 58S TL	150/70-13 64S TL	120/80-14 58S Power Pure SC	150/70-13 64S Power Pure SC		
	People GT 200i / 300i	2012-2013	110/70-16 52P TL	140/70-16 65P TL	110/70-16 52P City Grip	140/70-16 65P City Grip		
	Bet & Win 250	2000-2006	120/70-12	140/70-12	120/70-12 51P Power Pure SC	140/70-12 60P Power Pure SC		
	Grandvista 250	2008-2009	120/70-12	140/70-12	120/70-12 51P Power Pure SC	140/70-12 60P Power Pure SC		
	People 250 / S	2004-2011	110/70-16 52P TL	140/70-16 65P TL	110/70-16 52P City Grip	140/70-16 65P City Grip		
Lifan	Xciting 250 / 500 (all types)	2005-2012	120/70-15 56S TL	150/70-14 66S TL	120/70-15 56S City Grip	150/70-14 66S City Grip		
	Downtown 300i	2011-2013	120/80-14	150/70-13	120/80-14 58S Power Pure SC	150/70-13 64S Power Pure SC		
Malaguti	LF50QT-15	2008-2011	3.00-10	3.00-10	3.00-10 42J S1	3.00-10 42J S83		
					3.00-10 42J S83	3.00-10 42J S1		
	LF50QT-2A	2008-2011	3.00-10	3.00-10	3.00-10 42J S1	3.00-10 42J S1		
					3.00-10 42J S83	3.00-10 42J S83		
	F 10	1994-2006	100/80-10 TL	100/80-10 TL	100/80-10 53J S1	100/80-10 53J S1		
	F 15 Firefox	1998-2006	120/70-12 TL	130/70-12 TL	120/70-12 51L Bopper	130/70-12 56L Bopper		
					120/70-12 51P City Grip	130/70-12 56P City Grip		
					120/70-12 51P Power Pure SC	130/70-12 56P Power Pure SC		
Metro	Yesterday	1998-2005	100/90-10	100/90-10	100/90-10 56J S83	100/90-10 56J S83		
					100/90-10 56J S1	100/90-10 56J S1		
	F 15 Firefox 50	2010	120/70-12 TL	130/70-12 TL	120/70-12 51L Bopper	130/70-12 56L Bopper		
					120/70-12 51P City Grip	130/70-12 56P City Grip		
					120/70-12 51P Power Pure SC	130/70-12 56P Power Pure SC		
	F 10 WAP 50	2010	100/80-10 TL	100/80-10 TL	100/80-10 53J S1	100/80-10 53J S1		
	Duo, Duo Turbo	2008-2013	3.50-10	3.50-10	3.50-10 51J S83	3.50-10 51J S83		
					3.50-10 51J S1	3.50-10 51J S1		
Moto rino	Sport, Sport Turbo	2008-2013	3.50-10	3.50-10	3.50-10 51J S83	3.50-10 51J S83		
					3.50-10 51J S1	3.50-10 51J S1		
	Sport Turbo II	2013	130/60-13	130/60-13	130/60-13 53P Power Pure SC	130/60-13 53P Power Pure SC		
	XPa, XPe, XPd, XPh, XPi, XPn, XPr, XPs, XPv	2010-2013	3.50-10	3.50-10	3.50-10 51J S83	3.50-10 51J S83		
					3.50-10 51J S1	3.50-10 51J S1		
	Panterra	Fusion	2010	3.00-10	3.00-10	3.00-10 42J S1	3.00-10 42J S1	
						3.00-10 42J S83	3.00-10 42J S83	
		Freedom	2010	3.00-10	3.00-10	3.00-10 42J S1	3.00-10 42J S1	
Peirspeed					3.00-10 42J S83	3.00-10 42J S83		
	Retro	2010	3.00-10	3.00-10	3.00-10 42J S1	3.00-10 42J S1		
					3.00-10 42J S83	3.00-10 42J S83		
	Key West 50	2010-2013	120/90-10	120/90-10	120/90-10 57L Bopper	120/90-10 57L Bopper		
	Laser R5i	2010-2013	120/70-12	120/70-12	120/70-12 51L Bopper	120/70-12 51L Bopper		
	R50X	2013	130/60-13	130/60-13	130/60-13 53P Power Pure SC	130/60-13 53P Power Pure SC		
	Key Largo 50	2013	90/90-10	90/90-10	90/90-10 50J S1	90/90-10 50J S1		
	Bolero 50	2013	3.50-10	3.50-10	3.50-10 51J S83	3.50-10 51J S83		
Piaggio					3.50-10 51J S1	3.50-10 51J S1		
	MadAss 125	2013	90/80-16	120/80-16	90/80-16 51S Reinf. City Grip	120/80-16 60P City Grip		
	Diesis 50 & 100	2002-2003	120/70-12	120/70-12	120/70-12 51L Bopper	120/70-12 51L Bopper		
	Fly 50, 100, 125, 150	2005-2009	120/70-12 TL	120/70-12 TL	120/70-12 51L Bopper	120/70-12 51L Bopper		
	Fly 50, 150	2010-2013	120/70-12 TL	120/70-12 TL	120/70-12 51L Bopper	120/70-12 51L Bopper		
	NSR 50	1995	100/80-10 52J TL/TT	110/80-10 58L TL/TT	100/80-10 53J S1	110/80-10 58J S1		
	NTT 50	1996	120/90-10 TL	120/90-10 TL	120/90-10 57L Bopper	120/90-10 57L Bopper		
					120/90-10 57J Reggae	120/90-10 57J Reggae		
	PK 50, 80, 125	1990-1996	3.00-10	3.00-10	3.00-10 42J S83	3.00-10 42J S83		
					3.00-10 42J S1	3.00-10 42J S1		
	Quartz 50	1994-1996	100/80-10 TL	100/80-10 TL	100/80-10 53J S1	100/80-10 53J S1		
	RST 50	1996	100/80-10 TL	110/80-10 TL	100/80-10 53J S1	110/80-10 58J S1		
	Skipper 80	1994-1996	100/80-10 TL	110/80-10 TL	100/80-10 53J S1	110/80-10 58J S1		
	Sfera 50 & 80	1991-1995	90/90-10 TL	100/80-10 TL	90/90-10 50J S1	100/80-10 53J S1		
	Sfera 50 & 80	1996	100/80-10 TL	110/80-10 TL	100/80-10 53J S1	110/80-10 58J S1		
	Typhoon 50 & 80	1994-2009	120/90-10 TL	120/90-10 TL	120/90-10 57L Bopper	120/90-10 57L Bopper		
					120/90-10 57J Reggae	120/90-10 57J Reggae		
	VA & XL 50	1991-1994	3.00-10	3.00-10	3.00-10 42J S83	3.00-10 42J S83		
				3.00-10 42J S1	3.00-10 42J S1			
Zip 50	1993-1996	90/90-10 TL	90/90-10 TL	90/90-10 50J S1	90/90-10 50J S1			
Zip 50	1997-2000	100/80-10	100/80-10	100/80-10 53J S1	100/80-10 53J S1			
Zip 50 Fast Rider	1994-1996	90/90-10 TL	100/80-10 TL	90/90-10 50J S1	100/80-10 53J S1			
Zum 50	1991-1994	3.00-10	3.00-10	3.00-10 42J S1	3.00-10 42J S1			
				3.00-10 42J S83	3.00-10 42J S83			
Hexagon LX 125	1996-1998	110/80-10 TL	130/70-10 TL	110/80-10 58J S1	130/70-10 62J S1			
Beverly 125	2001-2007	110/70-16 52P TL	140/70-16 65P TL	110/70-16 52P City Grip	140/70-16 65P City Grip			
Skipper ST 125 & 150	1999-2004	120/70-12 TL	130/70-12 TL	120/70-12 51L Bopper	130/70-12 56L Bopper			
				120/70-12 51P City Grip	130/70-12 56P City Grip			
				120/70-12 51P Power Pure SC	130/70-12 56P Power Pure SC			
T5	1984-1996	3.50-10	3.50-10	3.50-10 59J S83	3.50-10 59J S83			
				3.50-10 51J S1	3.50-10 51J S1			
X7 125 & 250	2008-2009	120/70-14	140/60-13	120/70-14 55P City Grip	140/60-13 63P Reinf. City Grip			
X8 125, 150, 200 & 250	2004-2007	120/70-14 55P TL	130/70-12 62P Reinf. TL	120/70-14 55P City Grip	130/70-12 62P Reinf. City Grip			
X9 125	2001-2006	120/70-14	140/60-14	120/70-14 55P City Grip	140/60-14 64P Reinf. City Grip			
Hexagon LX 150	1995-2000	110/80-10 TL	130/70-10 TL	110/80-10 58J S1	130/70-10 62J S1			
X9 180 Amalfi	2001-2002	120/70-14	140/60-14	120/70-14 55P City Grip	140/60-14 64P Reinf. City Grip			
Cosa 200	1989-1996	100/90-10 TL	100/90-10 TL	100/90-10 56J S83	100/90-10 56J S83			
				100/90-10 56J S1	100/90-10 56J S1			
Beverly 200	2001-2003	110/70-16 52P TL	140/70-16 65P TL	110/70-16 52P City Grip	140/70-16 65P City Grip			
Beverly 250	2005-2009	110/70-16 52P TL	140/70-16 65P TL	110/70-16 52P City Grip	140/70-16 65P City Grip			
MP3 250 ie	2007-2009	120/70-12 51P TL	130/70-12 62P Reinf. TL	120/70-12 51P Power Pure SC	130/70-12 62P Reinf. Power Pure SC			
				120/70-12 51P City Grip	130/70-12 62P Reinf. City Grip			
MP3 250	2010-2012	120/70-12 51P TL	130/70-12 62P Reinf. TL	120/70-12 51P Power Pure SC	130/70-12 62P Reinf. Power Pure SC			
				120/70-12 51P City Grip	130/70-12 62P Reinf. City Grip			
X9 250	2000-2003	120/70-14 55P TL	140/60-13 63P Reinf. TL	120/70-14 55P City Grip	140/60-13 63P Reinf. City Grip			



Model Name	Year	OE Front	OE Rear	Michelin Front	Michelin Rear	Tube F/R
X9 250	2006	120/70-14	140/60-14	120/70-14 55P City Grip	140/60-14 64P Reinf. City Grip	
BV Tourer 250	2010-2011	110/70-16 52P TL	140/70-16 65P TL	110/70-16 52P City Grip	140/70-16 65P City Grip	
BV Tourer 300	2012	110/70-16 52P TL	140/70-14 68S TL	110/70-16 52P City Grip	140/70-14 68S City Grip	
BV 350	2013	110/70-16	150/70-14	110/70-16 52S City Grip	150/70-14 66S City Grip	
Beverly 400 ie	2007	110/70-16 52S TL	150/70-14 66S TL	110/70-16 52S City Grip	150/70-14 66S City Grip	
MP3 400 ie	2007-2009	120/70-12 51S TL	140/70-14 68S Reinf. TL	120/70-12 51S City Grip	140/70-14 68S Reinf. City Grip	
MP3 400	2010-2013	120/70-12 51S TL	140/70-14 68S Reinf. TL	120/70-12 51S City Grip	140/70-14 68S Reinf. City Grip	
X8 400 ie	2007	120/70-14 55P TL	140/70-14 68S Reinf. TL	120/70-14 55P City Grip	140/70-14 68S Reinf. City Grip	
Beverly 500	2002-2009	110/70-16 52S TL	150/70-14 66S TL	110/70-16 52S City Grip	150/70-14 66S City Grip	
MP3 500	2007-2013	120/70-12 51S TL	140/70-14 68S	120/70-12 51S City Grip	140/70-14 68S Reinf. City Grip	
X9 500	2001-2007	120/70-14 55S TL	150/70-14 66S TL	120/70-14 55S City Grip 120/70-14 55S Power Pure SC	150/70-14 66S City Grip 150/70-14 66S Power Pure SC	
BV Tourer 500	2010-2012	110/70-16 52P TL	150/70-14 66S TL	110/70-16 52S City Grip	150/70-14 66S City Grip	
Amor 50 / Angel 50 / Beyond 50	2010-2013	3.50-10	3.50-10	3.50-10 51J S1	3.50-10 51J S1	
Juliet 50 / Roadstar 50				3.50-10 51J S83	3.50-10 51J S83	
Romeo 50 / Songbird 50						
Valentine 50						
Envy 50 / Speedo 50	2013	120/70-12	120/70-12	120/70-12 51L Bopper	120/70-12 51L Bopper	
La Vida 50	2010-2013	3.00-10	3.00-10	3.00-10 42J S1 3.00-10 42J S83	3.00-10 42J S1 3.00-10 42J S83	
Apache 150 / Eagle 150	2013	130/60-13	130/60-13	130/60-13 53P Power Pure SC	130/60-13 53P Power Pure SC	
Falcon 150	2013	110/80-16	120/80-16	110/80-16 55S City Grip	120/80-16 60P City Grip	
Envy 150 / Freebird 150 / Speedo 150	2010-2013	120/70-12	120/70-12	120/70-12 51L Bopper	120/70-12 51L Bopper	
Amstar 150 / Juliet 150	2010-2013	3.50-10	3.50-10	3.50-10 51J S1	3.50-10 51J S1	
Roadstar 150 / Romeo 150				3.50-10 51J S83	3.50-10 51J S83	
Songbird 150 / Valentine 150						
MC-01-50, MC-02B-50, Bahama 50, MC-16-50, Sicily 50, MC-108-50	2010-2012	3.50-10	3.50-10	3.50-10 51J S1 3.50-10 51J S83	3.50-10 51J S1 3.50-10 51J S83	
MC-98-50	2010-2012	3.00-10	3.00-10	3.00-10 42J S1 3.00-10 42J S83	3.00-10 42J S1 3.00-10 42J S83	
Capri 150, MC-16K-150, MC-16T-150, Sicily 150, MC-20-150, MC-71-150	2010-2012	3.50-10	3.50-10	3.50-10 51J S1 3.50-10 51J S83	3.50-10 51J S1 3.50-10 51J S83	
MC-80-150	2010-2012	120/70-12	120/70-12	120/70-12 51L Bopper	120/70-12 51L Bopper	
Tahiti 150 / Bahama 150	2013	130/60-13	130/60-13	130/60-13 53P Power Pure SC	130/60-13 53P Power Pure SC	
MC-54-250B / 260DE MC-62 MC-79-250	2013	130/60-13	130/60-13	130/60-13 53P Power Pure SC	130/60-13 53P Power Pure SC	
MC-14-250	2010	130/70-12	130/70-12	130/70-12 56L Bopper	130/70-12 56L Bopper	
Laguna 50, Hope 50, Newport 50	2005-2012	3.50-10	3.50-10	3.50-10 51J S1 3.50-10 51J S83	3.50-10 51J S1 3.50-10 51J S83	
Sport 50, Valo 50	2008-2012	120/70-12	120/70-12	120/70-12 51L Bopper	120/70-12 51L Bopper	
Newport 150, Hope 150	2008-2012	3.50-10	3.50-10	3.50-10 51J S1 3.50-10 51J S83	3.50-10 51J S1 3.50-10 51J S83	
Valo 150	2011-2012	120/70-12	120/70-12	120/70-12 51L Bopper	120/70-12 51L Bopper	
SkyBreeze ARN 150	2008-2012	120/70-12	130/70-12	120/70-12 51P City Grip 120/70-12 51P Power Pure SC	130/70-12 56P City Grip 130/70-12 56P Power Pure SC	
AN 400 Burgman	1999-2005	110/90-13	130/70-13	110/90-13 56P City Grip 110/90-13 56P Power Pure SC	130/70-13 63P Reinf. City Grip 130/70-13 63P Power Pure SC	
AN 400 Burgman and ABS	2006-2013	120/80-14 58S TL	150/70-13 64S TL	120/80-14 58S Power Pure SC	150/70-13 64S Power Pure SC	
Burgman 650	2002-2009	120/70R15 56H	160/60R14 65H	120/70R15 56H Pilot Sport SC Radial	160/60R14 65H Pilot Sport SC Radial	
Burgman 650 Exec / ABS	2008-2013	120/70R15 56H	160/60R14 65H	120/70R15 56H Pilot Sport SC Radial	160/60R14 65H Pilot Sport SC Radial	
Jet Euro 50	2008-2012	120/70-12 TL	130/70-12 TL	120/70-12 51L Bopper 120/70-12 51P City Grip 120/70-12 51P Power Pure SC	130/70-12 56L Bopper 130/70-12 56P City Grip 130/70-12 56P Power Pure SC	
Mio 50	2008-2012	3.00-10 42J	90/90-10 50J	3.00-10 42J S1	90/90-10 50J S1	
SYMply 50	2008-2012	120/70-12	130/70-12	120/70-12 51L Bopper 120/70-12 51P City Grip 120/70-12 51P Power Pure SC	130/70-12 56L Bopper 130/70-12 56P City Grip 130/70-12 56P Power Pure SC	
Fiddle II 50	2010-2012	3.50-10	3.50-10	3.50-10 51J S1 3.50-10 51J S83	3.50-10 51J S1 3.50-10 51J S83	
Fiddle II 125	2010-2013	3.50-10	3.50-10	3.50-10 51J S1 3.50-10 51J S83	3.50-10 51J S1 3.50-10 51J S83	
RV 200 EVO	2013	110/90-13 56P	130/70-12 64L	110/90-13 56P City Grip 110/90-13 56P Power Pure SC	130/70-12 62P Reinf. City Grip 130/70-12 62P Reinf. Power Pure SC	
RV 250	2006-2013	110/90-13 56P	130/70-13 63P	110/90-13 56P City Grip 110/90-13 56P Power Pure SC	130/70-13 63P Reinf. City Grip 130/70-13 63P Power Pure SC	
Citycom 300i	2008-2013	110/70-16 52P TL	140/70-16 65P TL	110/70-16 52P City Grip	140/70-16 65P City Grip	
ATE-501, ATE-502	2010-2011	3.00-10	3.00-10	3.00-10 42J S83 3.00-10 42J S1	3.00-10 42J S83 3.00-10 42J S1	
Funny 50, Rainbow 50, Speedy 50	2012-2013	3.00-10	3.00-10	3.00-10 42J S83 3.00-10 42J S1	3.00-10 42J S83 3.00-10 42J S1	
PowerMax 150, Roman 50, Retro 50, Fastwind 50	2010-2013	120/70-12	120/70-12	120/70-12 51L Bopper	120/70-12 51L Bopper	
Thunder 50, GT5 50						
CY150 / Paladin 150 / CY150-B	2010-2013	120/70-12	120/70-12	120/70-12 51L Bopper	120/70-12 51L Bopper	
CY150-E / Roman 150	2012-2013	3.50-10	3.50-10	3.50-10 51J S1 3.50-10 51J S83	3.50-10 51J S1 3.50-10 51J S83	
Lancer 150 / EVO 150 / ATM 150	2013	130/60-13	130/60-13	130/60-13 53P Power Pure SC	130/60-13 53P Power Pure SC	
Urban 50, Sporty 50	2008-2009	3.50-10	3.50-10	3.50-10 51J S1 3.50-10 51J S83	3.50-10 51J S1 3.50-10 51J S83	
Sporty 150	2008-2009	120/70-12	130/70-12	120/70-12 51L Bopper 120/70-12 51P City Grip 120/70-12 51P Power Pure SC	130/70-12 56L Bopper 130/70-12 56P City Grip 130/70-12 56P Power Pure SC	
Touring Deluxe 260 DE	2013	130/60-13	130/60-13	130/60-13 53P Power Pure SC	130/60-13 53P Power Pure SC	

Piaggio

Puma Cycles

Roketa

Schwinn

Sundiro

Suzuki

Sym

Taotao

Tank



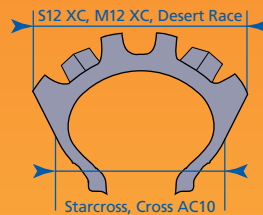
	Model Name	Year	OE Front	OE Rear	Michelin Front	Michelin Rear	Tube F/R	
Tomos	Nitro 50, 150	2008–2013	120/70-12	120/70-12	120/70-12 51L Bopper	120/70-12 51L Bopper		
	Velo 150	2008–2013	120/70-12	120/70-12	120/70-12 51L Bopper	120/70-12 51L Bopper		
	Arrow R	2010	120/70-12	120/70-12	120/70-12 51L Bopper	120/70-12 51L Bopper		
Vento	Triton LI	2007	120/70-12	120/70-12	120/70-12 51L Bopper	120/70-12 51L Bopper		
	Hot Rod	2008	130/60-13	130/60-13	130/60-13 53P Power Pure SC	130/60-13 53P Power Pure SC		
	Phantom R5	2008	130/60-13	130/60-13	130/60-13 53P Power Pure SC	130/60-13 53P Power Pure SC		
Vespa	LX 50 4V / S 50 4V	2005–2013	110/70-11	120/70-10	110/70-11 45L City Grip	120/70-10 54L City Grip		
	LX 150 ie / S 150 ie / LXV 150 ie	2008–2013	110/70-11	120/70-10	110/70-11 45L City Grip	120/70-10 54L City Grip		
	PX 125	1984–2007	3.50-10	3.50-10	3.50-10 59J S83 3.50-10 51J S1	3.50-10 59J S83 3.50-10 51J S1		
	PX 150	1998–2007	3.50-10	3.50-10	3.50-10 59J S83 3.50-10 51J S1	3.50-10 59J S83 3.50-10 51J S1		
	PX 200	1984–2004	3.50-10	3.50-10	3.50-10 59J S83 3.50-10 51J S1	3.50-10 59J S83 3.50-10 51J S1		
	GT 200L	2004–2006	120/70-12 TL	130/70-12 62P Reinf. TL	120/70-12 51P City Grip 120/70-12 51P Power Pure SC	130/70-12 62P Reinf. City Grip 130/70-12 62P Reinf. Power Pure SC		
	GTV 250	2006–2010	120/70-12 TL	130/70-12 62P Reinf. TL	120/70-12 51P City Grip 120/70-12 51P Power Pure SC	130/70-12 62P Reinf. City Grip 130/70-12 62P Reinf. Power Pure SC		
	GTV 300 / ie	2010–2013	120/70-12 TL	130/70-12 62P Reinf. TL	120/70-12 51P City Grip 120/70-12 51P Power Pure SC	130/70-12 62P Reinf. City Grip 130/70-12 62P Reinf. Power Pure SC		
	GTS 250 ie	2006–2010	120/70-12 TL	130/70-12 62P Reinf. TL	120/70-12 51P City Grip 120/70-12 51P Power Pure SC	130/70-12 62P Reinf. City Grip 130/70-12 62P Reinf. Power Pure SC		
	GTS 300 & Super	2010–2013	120/70-12 TL	130/70-12 62P Reinf. TL	120/70-12 51P City Grip 120/70-12 51P Power Pure SC	130/70-12 62P Reinf. City Grip 130/70-12 62P Reinf. Power Pure SC		
	Yamaha	Jog	1988–1991	3.00-10	3.00-10	3.00-10 42J S83 3.00-10 42J S1	3.00-10 42J S83 3.00-10 42J S1	
		Zuma 50	1997–2011	120/90-10 TL	130/90-10 TL	120/90-10 57L Bopper 120/90-10 57J Reggae	130/90-10 61L Bopper 130/90-10 61J Reggae	
		Zuma 50F	2012–2013	120/90-10 TL	120/90-10 TL	120/90-10 57L Bopper 120/90-10 57J Reggae	120/90-10 57L Bopper 120/90-10 57J Reggae	
		C3	2007–2011	120/90-10 57J TL	120/90-10 57J TL	120/90-10 57L Bopper 120/90-10 57J Reggae	120/90-10 57L Bopper 120/90-10 57J Reggae	
		Vino Classic	1996–2013	90/90-10 TL	90/90-10 TL	90/90-10 50J S1	90/90-10 50J S1	
Riva 80, 125 & 180		1983–1986	3.50-10	3.50-10	3.50-10 51J S83 3.50-10 51J S1	3.50-10 51J S83 3.50-10 51J S1		
Vino 125		2004–2011	3.50-10	3.50-10	3.50-10 51J S83 3.50-10 51J S1	3.50-10 51J S83 3.50-10 51J S1		
Zuma 125		2009–2013	120/70-12 TL	130/70-12 TL	120/70-12 51L Bopper 120/70-12 51P City Grip 120/70-12 51P Power Pure SC	130/70-12 56L Bopper 130/70-12 56P City Grip 130/70-12 56P Power Pure SC		
Riva 200 & Z		1987–1991	4.00-10	4.00-10	120/90-10 57L Bopper 120/90-10 57J Reggae	120/90-10 57L Bopper 120/90-10 57J Reggae		
Majesty 400		2004–2013	120/80-14 58S TL	150/70-13 64S TL	120/80-14 58S Power Pure SC	150/70-13 64S Power Pure SC		
TMAX 500	2009–2011	120/70R15 56H	160/60R15 67H TL	120/70R15 56H Power Pure SC Radial	160/60R15 67H Power Pure SC Radial			

OFF-ROAD



TIRE SIZING


Due to differences in measurement methods, some MICHELIN® off-road tires are marked differently from the equivalent sizes offered by other manufacturers. These charts indicate which MICHELIN® tires use non-standard markings, and their equivalents under the sizing system currently in use.



IF YOUR BIKE USES:	MICHELIN MARKING	TIRES WITH NON-STANDARD MARKINGS	TUBE
80/100-21, 3.00-21 front	90/90-21	S12 XC, M12 XC, Desert Race	21MD, 21MDR or 21UHD
100/100-18, 4.00-18, 4.10-18 rear	120/90-18	S12 XC, M12 XC	18MFR or 18UHD
110/100-18, 4.60-18, 5.10-18 rear	130/80-18	S12 XC, M12 XC	18MFR or 18UHD
120/90-18, 5.10-18 rear	140/80-18	S12 XC, Desert Race	18MFR or 18UHD
100/90-19 rear	120/80-19	S12 XC, M12 XC	19MF, 19MFR or 19UHD
110/90-19 rear	130/70-19	S12 XC, M12 XC	19MER or 19UHD

BY DISPLACEMENT:	MICHELIN MARKING	STANDARD SIZING
50cc		2.50-10 front/rear 2.75-10 rear 2.50-12 front
65cc		60/100-14 front 80/100-12 rear
85cc		70/100-17 front 90/100-14 rear
85-100cc		70/100-19 front 90/100-16 rear
125-650cc	90/90-21 front	80/100-21 front
125-250cc	120/90-18 rear	100/100-18 rear
250-650cc	130/80-18 rear	110/100-18 rear
250-650cc	140/80-18 rear	120/90-18 rear
125-250cc	120/80-19 rear	100/90-19 rear
250-650cc	130/70-19 rear	110/90-19 rear

How to read a tire sidewall



Speed rating

The speed rating symbol indicates the speed at which the tire can carry a load corresponding to its load index under conditions specified by the tire manufacturer. Michelin does not condone the use of any of its DOT approved-for-highway-use products in excess of legal speed limits.

Index	mph	km/h	Index	mph	km/h	Index	mph	km/h	Index	mph	km/h	Index	mph	km/h
B	31	50	F	50	80	L	75	120	Q	99	160	U	124	200
C	37	60	G	56	90	M	81	130	R	106	170	H	130	210
D	40	65	J	62	100	N	87	140	S	112	180	V	149	240
E	43	70	K	68	110	P	93	150	T	118	190	(V)	>149	>240
												W	168	270
												(W)	>168	>270
												Y	186	300

Load index

The load index symbol indicates the speed at which the tire can carry a speed corresponding to its speed index under conditions specified by the tire manufacturer.

Index	lb	kg	Index	lb	kg	Index	lb	kg	Index	lb	kg	Index	lb	kg
30	234	106	42	331	150	54	467	212	66	661	300	78	937	425
31	240	109	43	342	155	55	481	218	67	677	307	79	963	437
32	247	112	44	353	160	56	494	224	68	694	315	80	992	450
33	254	115	45	364	165	57	507	230	69	716	325	81	1019	462
34	260	118	46	375	170	58	520	236	70	739	335	82	1047	475
35	267	121	47	386	175	59	536	243	71	761	345	83	1074	487
36	276	125	48	397	180	60	551	250	72	783	355	85	1135	515
37	282	128	49	408	185	61	567	257	73	805	365	86	1168	530
38	291	132	50	419	190	62	584	265	74	827	375	87	1202	545
39	300	136	51	430	195	63	600	272	75	853	387	88	1235	560
40	309	140	52	441	200	64	617	280	76	882	400	89	1279	580
41	320	145	53	454	206	65	639	290	77	908	412	90	1323	600

GENERAL INFORMATION & PRECAUTIONS

MICHELIN® motorcycle tires are designed and manufactured to help provide quality performance under a variety of conditions. To achieve the desired level of performance, it is necessary to use the tires as recommended. Following the procedures in your motorcycle's owners manual can help you maximize performance and comfort from your MICHELIN® tire-equipped motorcycle.

Tire Size Selection

Motorcycles should be equipped with the size of tire specified by the motorcycle manufacturer or the Michelin fitment guide.

THE ONLY RECOMMENDED SIZES ARE THOSE THAT ARE LISTED BY THE MOTORCYCLE MANUFACTURER OR THE MICHELIN FITMENT GUIDE.

Do not mount tires wider or narrower than the original-equipment tires, either of which could negatively affect the motorcycle's handling. The choice of a tire that does not strictly conform to the original-equipment specifications for a particular bike must be validated by a professional technician.

Never use a tire that is not inflated to the correct pressure, in excess of its indicated speed rating, or with a load that exceeds its load index

Mounting New and Oversized Tires

Whenever a new tire or one that is larger than the original equipment size is mounted, be sure to check for proper clearance on both front and rear wheels. Extreme care must be taken to ensure that no part of the machine, such as fender mount bolts, electrical wiring, luggage rack mounts, chain or drive shaft housing, etc., comes in contact with the tire. Clearance must be checked with the suspension fully compressed. Tire growth resulting from normal bias-ply tire construction, and centrifugal force due to high-speed operation can also cause interference with motorcycle parts. Insufficient clearance can result in severe tire damage that could cause an accident. After having installed new tires, a break-in period of several miles should be observed. Rapid acceleration and/or hard cornering should be avoided during this period.

Passenger Car Tires on Motorcycles

The use of passenger car tires is not recommended for motorcycles. Tires designed for passenger cars can be dangerous when used on motorcycles and motorcycles with sidecars, as bead seat diameters of motorcycle rims and passenger rims are different.

Towing Trailers with Motorcycles

Trailers may contribute to motorcycle instability, tire stresses and overload causing irreversible damage resulting in sudden tire failure and accident. Michelin does not recommend the use of trailers nor warrant tires used on motorcycles fitted with trailers.

Wheel/Rim Changes

Changing to rim diameters and/or rim widths that are not supplied as original equipment on the motorcycle can adversely affect the handling characteristics of the motorcycle. It is recommended that the manufacturer of the motorcycle be contacted regarding this area. In addition, the use of wheels and rims that are not supplied as original equipment can cause damage to the tire if proper machine clearances are not maintained.

Wear and Deterioration

Do not allow the tires to wear smooth before replacing them. MICHELIN® motorcycle tires have wear indicators—smooth sections appear in the tread grooves, across the tread, when the remaining tread depth is only .8mm (1/2 inch). **Note:** The federal regulation is 1/2 inch. However, some states, New York and Texas for example, have a 3/2-inch requirement for motorcycle tires. Tread wear indicators identify when the tire is worn out and needs to be replaced. Check the condition of the tires regularly and replace them when necessary.

Main Factors Governing Tire Life/Mileage:

- Load
- Running Speed
- Wheel Condition

- Wheelspin
- Inflation Pressure
- Riding Style
- Proper Storage
- Temperature
- Mounting
- Nature of Road Surface

NOTE: Do not use a tire that has been subjected to motorcycle dynamometer testing. This severe use of a tire may result in tread compound degradation and possible tire failure.

Storage

Tires contain waxes and emollients to protect their outer surfaces from ozone and weather checking. As the tire rolls and flexes, the waxes and emollients continually migrate to the surface, replenishing this protection throughout the normal use of the tire. Consequently, when tires sit outdoors, unused for long periods of time (a month or more) their surfaces become dry and more susceptible to ozone and weather checking and the casing becomes susceptible to flat spotting.

For this reason, tires should always be stored in a cool, dry, clean, indoor environment. If storage is for one month or more, eliminate the weight from the tires by raising the vehicle or by removing the tires from the vehicle. Failure to store tires in accordance with these instructions could result in damage to your tires or premature aging of the tires and sudden tire failure.

When tires are stored, be sure they are placed away from sources of heat and ozone such as hot pipes and electric generators. Be sure that surfaces on which tires are stored are clean and free from grease, gasoline or other substances which could deteriorate the rubber. (Tires exposed to these materials during storage or driving could be subject to sudden failure.)

Mounting & Demounting of Motorcycle Tires

- Mount the tire only on the rim for which it is designed.
- Always mount and demount tires under clean conditions.
- Avoid working in direct contact with the ground.
- Use rims that are clean and in good condition.
- Use good-quality tire levers or a mounting machine from a reputable manufacturer.
- Use a good lubricant such as Myers, Ru-Glyde, or equivalent.
- A good lubricant can be made from ingredients that will not react with rubber. It should be reasonably slippery and fast-drying. Tire lubricants should not remain slippery when dry. UNDER NO CIRCUMSTANCES should petroleum-based materials such as oil, gasoline, kerosene, grease or spirits be used as a tire lubricant. Tire lubricant should also be used when demounting tires.

Mounting of Tubeless Tires

1. Inspect wheel for any corrosion and/or burrs. Such corrosion and/or burrs must be removed. (Most motorcycle manufacturers recommend that any wheels with a scratch of 0.5mm/0.02 inches in depth or lateral or radial run out exceeding 2.0mm/0.08 inches not be used.) The wheel must be wiped clean of any foreign matter. Also, inspect the inside of the tire to make sure no foreign matter is left in the tire.
2. Most tires have a directional arrow molded on the sidewall. When mounting these tires, care should be taken to ensure that these arrows are pointed in the direction of rotation on both front and rear wheels. For racing tires, consult your Michelin motorcycle tire distributor/dealer for rotation information.
3. Lubricate both beads and bead seats of the rim prior to mounting. Place the first bead on wheel starting opposite the valve. This procedure can normally be done without the use of tire levers.
4. To mount the second bead, place the hooked end of the tire levers opposite the valve stem, starting the bead onto the wheel at this point of the wheel's circumference.
5. Continue working around the wheel, taking small sections at a time, pushing the beads as far as possible into the drop center of the rim. End at the valve stem.

6. Remove the valve core from the valve stem. Inflate to 60 psi maximum. Make sure that the beads are seated properly. Determine if tire is properly seated by observing the guide ribs in relation to the wheel, making sure they are not eccentric. Guide ribs are raised narrow ribs of rubber on the lower tire sidewall.
7. Replace the valve core and inflate to operating pressure. Replace the valve cap. TO ENSURE PROPER TIRE BEAD SEATING, REPEAT THE ABOVE PROCEDURE. **IMPROPER BEAD SEATING WILL UNBALANCE THE TIRE WHEEL ASSEMBLY AND NO AMOUNT OF BALANCING WILL ALLOW AN IMPROPERLY SEATED TIRE TO RUN SMOOTHLY.**
8. Balance the tire/wheel assembly.

Tubeless Tires and Tubes: Warnings

1. MICHELIN PROHIBITS THE USE OF INNER TUBES IN:
 - MICHELIN® Power SuperSport™ radial performance tires
 - MICHELIN® Pilot® Power, Pilot® Power 2CT and Pilot® Power 3 performance street radial tires
 - MICHELIN® Pilot® Road 3 and Pilot® Road 2 sport touring street radial tires
 - MICHELIN® Scorcher® "11" and Commander® II radial cruiser tires

WHEN MOUNTED ON TUBE-TYPE RIMS, INNER TUBES MAY BE USED IN:

- MICHELIN® Pilot® Activ street/sport tires
- MICHELIN® Commander® II, Scorcher® "31" and Scorcher® "32" cruiser/custom tires
- MICHELIN® Anakee® III dual-purpose tires
2. **DO NOT USE ANY TUBE IN ANY TIRE WHEN MOUNTED ON A TUBELESS RIM OR WHEEL, AS THE INTERNAL SHAPE OF TUBELESS RIMS/WHEELS CAN DAMAGE AN INNER TUBE AND CAUSE A DEFLATION.**

Demounting of Tubeless Tires

1. Deflate tire by removing valve cap and valve core.
2. Break the bead by placing the flat end of the tire levers between the rim flange and the tire bead at the valve. Work all the way around the tire. Repeat the process on the other side of the tire. The use of a proper bead breaker tool will greatly facilitate this step.
3. Remove the first bead by lubricating the bead and placing the hooked end of the tire levers under the tire bead starting at the valve, continue around the tire until the first bead is removed from the rim.
4. To remove the second tire bead from the rim turn the wheel over. Place the hooked end of the tire lever under the second bead and behind the rim and push forward to remove the bead. Lubrication will facilitate this step.

Mounting of Tube-Type Tires

1. On spoked wheels, use rim bands of the correct size to protect the tube from the spoke heads. Use good quality, rubber rim bands with beveled edges. (Plastic bands are not recommended.)
2. Use a new MICHELIN® inner tube with a new tire. USE ONLY THE CORRECT SIZE OF TUBE. THE USE OF OVERSIZED TUBES IN ANY TIRES IS NOT RECOMMENDED. TUBES THAT ARE LARGER THAN RECOMMENDED CAN FOLD WHEN INSTALLED INSIDE THE TIRE. THESE FOLDS CAN EVENTUALLY WEAKEN AND CAUSE A DEFLATION.
3. Inspect the wheel for damage, burrs and corrosion. Any burrs or corrosion must be removed. Using a clean cloth, clean both rim flanges and bead seats. Remove any foreign material from the tire and inspect the rim band for cracks or damage. If the rim band is not in good condition, replace it.
4. Inflate the tube enough to round it off, then place it in the tire. A small amount of talcum powder may be used either on the inside of the tire or the outside of the tube. This will assist in helping the tube position itself in the tire during final inflation.
5. Lubricate the bottom bead prior to mounting on the

rim. Be careful not to use an excessive amount of lubricant as it may become trapped between the tube and the tire carcass.

- Place the first bead on the rim starting opposite the valve hole. This can usually be done without the use of the tire levers. Insert the valve stem through the valve hole and place the retaining nut loosely on the stem—two or three turns should be sufficient.
- Lubricate the second bead of the tire and place the hooked end of the tire levers opposite the valve.
- Work around the rim taking small sections at a time with the levers. At the same time, push the tire into the drop well of the rim. As you approach the valve stem, push the stem as far as possible into the tire to prevent the valve base from being caught or pinched under the tire bead.
- Make sure the valve stem is straight and free to move. Slowly inflate the tire to 50 psi MAXIMUM. Visually check the tire bead area using the raised guide ribs found circumferentially on the tire sidewalls to determine if they parallel the rim flange. They should not be eccentric.
- Deflate the tire to let it and the tube relax. Reinflate the tire to its proper operating pressure. Replace the valve cap.
- Balance the assembly.

Demounting of Tube-Type Tires

- Deflate tire by removing valve cap, valve core and nut.
- Break the bead by placing the flat end of the tire levers between the rim flange and the tire bead at the valve. Work all the way around the tire. Repeat the process on the other side of the tire.
- Remove the first bead by lubricating the bead and placing the hooked end of the tire levers, again starting at the valve, under the tire bead. Continue around the tire until the first bead is removed from the rim.
- Remove the tube starting opposite the valve stem. This will help in the removal of the valve stem from the rim base.
- To remove the second tire bead from the rim turn the wheel over. Place the hooked end of the tire lever under the second bead and behind the rim and push forward to remove the bead. Lubrication will facilitate this step.

Inflation: Precautionary Measures

- Modern methods of inflation allow high pressures to be reached quickly. Where air reservoir tanks are used, we recommend that the pressure regulator valve be set to 60 psi for the inflation of motorcycle tires. Periodically drain your air tank to ensure a clean air supply.
- Michelin recommends the tire pressure quoted by the motorcycle manufacturer, except where otherwise stated.
- When the tire is mounted, take the following precautions to avoid trapping air between the inner tube (where applicable) and the tire while inflating:
 - push the valve into wheel (where a tube is used).
 - inflate slowly without removing the valve core.
 - use the inflation pressure recommended by the motorcycle manufacturer.
- Check inflation pressures on both tires at least once a month, before riding, when tires are cold (at ambient temperature). Riding even for a short distance causes tires to heat up and air pressure to increase. **DO NOT BLEED AIR FROM HOT TIRES.**

Failure to maintain the correct inflation pressure may result in improper motorcycle handling, rapid and irregular tire wear, or sudden tire destruction.

- For sustained high-speed riding, front and rear tire pressures should be increased to the maximum pressure recommended by the motorcycle manufacturer for high-speed riding. Do not exceed the maximum pressure indicated on the tire sidewall.
- Increase the pressure of the rear tire to that recom-

mended by the motorcycle manufacturer when the motorcycle is used with a passenger or a substantial amount of luggage.

- The proper inflation pressures for your motorcycle tires are shown in your motorcycle owners manual. Unless otherwise stated, these pressures are for motorcycles ridden at normal highway speeds without passengers. Exceeding the safe, legal speed limit is neither recommended nor endorsed.
Inflation pressure measurements are only as accurate as your gauge. IT IS VERY IMPORTANT TO MAKE SURE THAT THE TIRE PRESSURE GAUGE YOU ARE USING IS ACCURATE.

Underinflation

Never use your motorcycle when tires are underinflated. This will cause improper handling that may result in an accident. The only way to determine if a tire is properly inflated is to check air pressures with an accurate tire pressure gauge when tires are cold (at ambient air temperature).

Underinflation can also allow a tire to rotate on the wheel. In a tube-type assembly, this can cause the valve stem to be pulled from the tube, resulting in a rapid deflation. Loss of control of the motorcycle may result, causing possible damage, injury, or both. By not screwing the valve nut all the way down to the base of the rim, you will allow the valve to tilt freely in the event of a tire rotation on the rim. This will help give you a warning so that the cause of this irregularity may be determined and corrected.

Balancing the Tire and Wheel

- Inspect the wheel to make sure that all previously used balance weights have been removed. This is a good time to re-check the tire and wheel assembly to make certain the tire is properly seated and concentric on the rim. Make sure a valve cap is installed.

- Lightly spin the assembly on a balance stand and allow the assembly to come to rest naturally. Using a crayon or similar marking device, mark the topmost location of the wheel. This will indicate the lightest point of the assembly to which balance weight must be added in order to balance the assembly. Repeat the procedure to ensure accuracy. If the wheel comes to rest with the original mark in different positions each time, the assembly is balanced and no weights will be required.

- Temporarily attach weights to the spot marked and repeat step 2. Add or remove weight as appropriate and repeat the procedure until the wheel shows no tendency to come to rest at any one location.

- Permanently apply the weight to the wheel. Any method that attaches a fixed weight to a fixed position on the wheel is acceptable. Clean the surface to which the balance weight or tape-a-weight is to be applied. If the amount of weight to be added exceeds one-half ounce, it is recommended that the weight be divided equally between both sides of rim. This will help eliminate the possibility of a high speed vibration or wobble.

MICHELIN DOES NOT RECOMMEND THE USE OF DRY OR LIQUID BALANCERS/SEALERS OR ANY OTHER BALANCING MATERIALS. TIRES AND TUBES INTO WHICH THESE HAVE BEEN INJECTED WILL NOT BE COVERED UNDER WARRANTY.

- Remove the valve cap and adjust the tire pressure to that recommended by the motorcycle manufacturer. Replace the valve cap and install the wheel assembly on the motorcycle.

NOTE: It is advisable to mark the tire and the rim with a reference mark so it can be determined if the tire ever rotates on the rim due to braking or acceleration. Should this occur, the reason for the rotation should be determined and corrected. (Use of improper lubricant? tire damage?) The tire/wheel assembly may need to be balanced again.

Fitment Guide

- Michelin recommends its tires for the models shown

on pages 22 through 46.

- While every attempt has been made to make this fitment guide comprehensive, some makes and models have been omitted. In most cases this is because Michelin does not offer any appropriate tires for a particular motorcycle, or the manufacturer did not offer the motorcycle for sale in North America. If MICHELIN® tires are available in replacement sizes for a motorcycle that is not listed in the fitment guide, consult a Michelin motorcycle tire dealer to confirm compatibility with your specific application.
- For optimized performance, it is recommended that radial tires be installed as a pair.
- IMPORTANT:** When tires with speed ratings lower than those supplied to the customer as original equipment are fitted, the speed capability of the vehicle is limited to the maximum speed rating of the replacement tires.

Bib Mousse® Warning

- The Bib Mousse® foam insert replaces a tube and is to be used only with MICHELIN® off-road motorcycle tires, which are compatible in design and shape for their intended use. The use of Bib Mousse inserts in any other tire is not recommended.
- The Bib Mousse insert is designed to operate in off-road conditions. Prolonged use of the Bib Mousse insert on hard or asphalt surfaces for a distance of 20 miles or longer at speeds of 80 mph or more is not recommended. Doing so could result in overheating, possible fire and subsequent damage to the Bib Mousse insert, tire and motorcycle.
- When mounting or demounting a Bib Mousse insert in a MICHELIN® off-road tire, care must be taken to secure the tire levers properly to prevent them from slipping off the rim. (See mounting/demounting instructions supplied with Bib Mousse inserts.)
- Failure to abide by these warnings may cause failure of the Bib Mousse insert and damage to the tire and wheel assembly, which in turn could cause an accident, possibly resulting in personal injury to yourself and others as well as damage to personal property.

Special Note For Trials And Desert Tires

When these tires are inflated to their maximum recommended pressures, speed must be restricted to the following maximums:

	Max. Speed	Max. Inflation Pressure
Trial Light & Trial Competition	75 mph	32 psi
Desert Race	105 mph	22 psi
Desert Race (equipped with Bib Mousse®)	see Bib Mousse Warning	N/A

Repair of MICHELIN® Motorcycle Tires

Michelin does **not** condone or endorse the repair of any of its motorcycle tires that have suffered punctures or other damage. Michelin assumes no liability for injuries or consequential damages arising from MICHELIN® motorcycle tires that have been patched, plugged, sealed or otherwise repaired by a dealer, distributor or consumer.

Disclaimer

Michelin has specific recommended conditions for the storage, selection, mounting, inflation, pressure, use, monitoring and maintenance of its tires. The conditions stated by Michelin, shall be adhered to by the Customer. The Customer shall be under a duty to inform users and its own Customers of said conditions.

Our Customers should also train their employees, who are involved in placing our products with the end users, about Michelin's tire recommendations. If in doubt, we invite you to consult our technical documentation or one of our technicians, or ultimately, our website at www.michelin-us.com.

THE NEW MICHELIN® PILOT® POWER 3

- ✓ GRIP AND HANDLING
- ✓ CONFIDENCE, WET OR DRY
- ✓ LONGEVITY

FUN WITHOUT COMPROMISE



www.michelinmotorcycle.com

MICHELIN Technology

2CT+



The new MICHELIN® Pilot® Power 3 sportbike tires offer a whole new level of performance compared to the MICHELIN® Pilot® Power 2CT tires – 4.5 seconds per lap faster on a wet track and 4 seconds per lap faster on a dry track.* The new 2CT+ technology on the rear tire enhances tread rigidity and cornering stability, especially when accelerating out of turns. All-new rubber compounds help provide exceptional wet grip, while a semi-slick tread design maximizes the contact patch for excellent dry grip. And, our tests show 20% more tread life vs. MICHELIN® Pilot® Power 2CT tires.* MICHELIN® Pilot® Power 3 tires. More confidence. More fun.

* Internal test carried out in 2012 at the Ladoux Center of Technology. Individual results may vary depending on motorcycle type and operating conditions. Copyright © 2012 Michelin North America, Inc. All rights reserved. The Michelin Man is a registered trademark of Michelin North America, Inc.



MICHELIN

A better way forward